


**BOPARAN HOLDINGS LIMITED**

**Annual report and financial statements**

**For the 52 weeks ended 28 July 2018**

**Company registration no. 03558065**

TUESDAY



\*S84I5Q2N\*  
SPE 30/04/2019 #192  
COMPANIES HOUSE

To be attached to  
Ethnic Cuisine Limited  
See page 6 for exemption  
ref.

## **BOPARAN HOLDINGS LIMITED**

<b>Contents</b>	<b>Page</b>
<b>Officers and professional advisers</b>	<b>1</b>
<b>Strategic report</b>	<b>2</b>
<b>Directors' report</b>	<b>9</b>
<b>Directors' responsibilities statement</b>	<b>12</b>
<b>Independent auditor's report</b>	<b>13</b>
<b>Consolidated profit and loss account</b>	<b>16</b>
<b>Consolidated statement of comprehensive income</b>	<b>17</b>
<b>Consolidated balance sheet</b>	<b>18</b>
<b>Consolidated statement of changes in equity</b>	<b>19</b>
<b>Consolidated cash flow statement</b>	<b>20</b>
<b>Company balance sheet</b>	<b>22</b>
<b>Company statement of changes in equity</b>	<b>23</b>
<b>Notes to the financial statements</b>	<b>24</b>

## **BOPARAN HOLDINGS LIMITED**

### **Officers and professional advisers**

#### **DIRECTORS**

C L Allen	(Chairman)	
B K Boparan		
R S Boparan		
A G Cripps	(Non-executive)	
M P Fletcher		(resigned 31 July 2018)
D S J T Gregory	(Non-executive)	
R K O Kers		(appointed 30 June 2018)
S E Murray	(Non-executive)	
R N Pike		(resigned 30 June 2018)
R C Rivaz	(Non-executive)	
C A Tomkinson		(appointed 30 June 2018)

#### **REGISTERED OFFICE**

Trinity Park House  
Trinity Business Park  
Fox Way  
Wakefield  
West Yorkshire  
WF2 8EE

#### **BANKERS**

Barclays Bank plc  
1 The Headrow  
Leeds  
LS1 1JS

BNP Paribas UK Ltd  
10 Harewood Avenue  
London  
NW1 6AA

Goldman Sachs Bank USA  
200 West Street  
New York  
NY 10282

The Royal Bank of Scotland plc  
2 Whitehall Quay  
Leeds  
LS1 4HR

#### **INDEPENDENT AUDITOR**

Deloitte LLP  
Statutory Auditor  
1 City Square, Leeds,  
LS1 2AL

## BOPARAN HOLDINGS LIMITED

### Strategic report

The directors present their Strategic Report for the 52 weeks ended 28 July 2018.

#### Principal activities

Boparan Holdings Limited (the Company) is the parent company which owns, directly or indirectly, companies constituting the 2 Sisters Food Group of companies (together herein defined as the Group).

The principal activity of the Group is food manufacture with diversified market positions in both own label and branded products. The Group reports its activities under three divisions of Protein, Chilled and Branded.

#### Key performance indicators

The Group uses a number of key performance indicators to manage the business:

	28 July 2018	29 July 2017
Turnover	£3,339.1m	£3,288.9m
Operating profit before exceptional items	£22.1m	£67.6m
EBITDA*	£118.4m	£161.2m
EBITDA margin %	3.5%	4.9%
Loss before taxation	(£5.9m)	(£38.5m)
Net debt**	£601.8m	£795.2m
Net debt to EBITDA ratio	5.08x	4.93x

\* EBITDA is operating profit including share of operating profit from associates and joint ventures, before depreciation, amortisation, defined benefit pension scheme administration costs and exceptional items (note 5).

\*\* Net debt comprises bonds, short term borrowings and finance leases net of cash. These are stated at period end exchange rates, or hedged rates where there is an effective external hedge in place (note 28).

In addition to financial key performance indicators the Group monitors and focuses on improving non-financial key performance indicators on an individual site basis. The Group's Safety and Governance Committee closely monitors its over three day Accident Frequency rate, which has decreased by 2.9% to 0.33 in the current period (2017: 0.34). The Safety and Governance Committee are also responsible for reviewing all matters across health and safety, food safety and legal compliance.

## **BOPARAN HOLDINGS LIMITED**

### **Strategic report (continued)**

#### **Business overview**

During the period, the Group reported turnover of £3,339.1m (2017: £3,288.9m) and a pre-exceptional operating profit of £22.1m (2017: £67.6m). The key drivers of performance during the period are set out in the trading performance section of this Strategic Report.

#### **Trading performance**

The overall turnover increase of 1.5% is driven by a combination of sales price increases owing to commodity inflation alongside growth in sales volumes, which have offset the impact of business disposals.

Group EBITDA of £118.4m (2017: £161.2m) decreased by £42.8m in the period. Whilst this was partially influenced by the disposals of businesses during the year, the Group has seen a decline in underlying EBITDA of the poultry business. This is driven by the impact of the issues at Site D alongside delays in recovering commodity inflation in some parts of the business.

The Group reported a loss before tax of £5.9m compared to a loss of £38.5m in the prior period. The reduction in reported loss before tax is driven by the profit upon disposal of the Goodfellas business which more than offsets the underlying EBITDA decline during the year. Exceptional items include a gain of £30.8m from business disposals during the year. Further details on exceptional costs can be found in note 5.

#### *Protein*

Sales in the Protein division have improved 3.1% from £2,268.6m to £2,338.9m. Sales have increased in our UK Poultry business in line with the underlying trend for market growth within the UK chicken category. This is despite some major disruptions during the year being the closure of Site D for one month and the impacts of the extreme weather conditions during February and March. Sales in Poland have also increased substantially year on year.

Operating profit before exceptional items has fallen £38.8m from £21.9m profit to a loss of £16.9m.

This is primarily driven by the temporary suspension of operations at Site D leading to one off losses and significant knock on costs through disruption and additional training and monitoring costs. Further delays in recovering commodity inflation from customers have eroded gross margin during the period. These results also include a full year of impact of losses at Five Star Fish which closed in November 2018.

## **BOPARAN HOLDINGS LIMITED**

### **Strategic report (continued)**

#### **Trading performance (continued)**

##### *Chilled*

Sales within the Chilled division have deteriorated by 0.5% from £612.1m to £609.2m. Underlying growth in our core meals business has been offset by contract losses in our bakery and pizza businesses.

Operating profit before exceptional items has improved by £5.6m from £10.8m to £16.4m. This follows a strong performance in recovering commodity inflation and offsetting other cost inflation through efficiency initiatives.

##### *Branded*

The Branded division has reported a decrease in sales performance year-on-year of 4.2% from £408.2m to £391.0m. This is driven by the disposal of Goodfellas pizza during the year

Operating profit before exceptional items has also decreased from £34.9m to £22.6m, partially impacted by the disposal of Goodfellas and further driven by cost inflation across our branded businesses.

#### **Financing**

Long term funding for the Group is provided primarily through Senior Loan Notes. The Group has sterling notes totalling £580m, with £250m maturing in 2019 and £330m maturing in 2021, and a euro note of €300m maturing in 2021. The Group holds a cross currency swap against 85% of the euro denominated Senior Loan Notes, which together with cash flow from European businesses, has significantly reduced exchange rate exposure.

At the period end, the Group had a £60m Revolving Credit Facility maturing in January 2019. Since the balance sheet date, the Group has extended its Revolving Credit Facility to £80m maturing March 2021.

Net debt decreased during the period to £601.8m (2017: £795.2m) with a cash balance of £251.2m (2017: £66.1m). The net debt:EBITDA ratio increased to 5.08 times from 4.93 times due to the reduction in EBITDA.

## BOPARAN HOLDINGS LIMITED

### Strategic report (continued)

#### Pensions

The net deficit for the Group post retirement schemes decreased from £328.2m at the prior period end to £269.0m. The net pension scheme deficit in the balance sheet is stated before deduction of the associated deferred tax asset of £18.8m (2017: £56.4m), with the deferred tax asset shown separately within current assets. The reduction in the deficit is predominately driven by the performance of scheme assets in the period. Cash contributions to the defined benefit pension schemes in the period were £27.1m (2017: £20.6m).

The balance sheet position of the post-retirement benefit schemes and the net pension financing in the profit and loss account will continue to be unpredictable as discount rates and inflation remain volatile. The net pensions financing charge was £8.1m (2017: £8.3m) for the period and a further £2.2m (2017: £1.9m) was charged to the profit and loss including scheme administration costs and PPF levy.

All of the Group's defined benefit schemes in the UK and Ireland are closed to future accrual.

#### Outlook

The challenges experienced throughout the period are expected to continue in the coming year. The Group continues to feel the impact of commodity inflation across all parts of the business and has ongoing discussions with customers to recover this inflation, together with further cost mitigation plans. The Group remains committed to delivering for its customers on quality, service, innovation and price.

#### Principal risks and uncertainties

The Group has robust internal control and risk management processes, which are designed to provide assurance but which cannot avoid all risks. Outlined below are potential risks that could impact the Group's performance, causing actual results to vary from those previously experienced. These risks are monitored on an ongoing basis through the Group's risk management processes. Additional risks and uncertainties not identified may also have an adverse effect on the Group.

	Risk area and description of risks	Measures to reduce risks
	<b>Industry risks</b>	
Brexit & Economic uncertainty	Brexit presents a risk for the food manufacturing sector as a whole and our business is no exception. This could present itself as a direct impact through labour availability issues or commodity inflation driven by a weakening currency. It could also manifest more indirectly through a weakening consumer confidence and economy at large in the UK, Ireland, Netherlands and Poland leading to reduced demand. We also expect more volatility in tax and interest rates in the short and medium term, particularly in a 'Hard Brexit' scenario.	The Group has created a project team chaired by our Group Procurement Director to specifically address the risks associated with Brexit. The Group is preparing the business for the event of a 'Hard Brexit' to ensure continuity of supply through any conceivable circumstance. The Group's poultry operations are well integrated within the UK and we have a greater degree of self-sufficiency than many food manufacturing businesses. The Group is also increasing its internal targets for liquidity headroom to provide further prudence within our financial planning.
Customer relationships	The Group's top five customers are leading UK retailers. The strength of the major multiple retailers' bargaining position gives them significant leverage over their suppliers in dictating pricing, product specification and the level of supplier participation in promotional campaigns and offers. The loss of any of these key customers, or a significant worsening in commercial terms could adversely affect the Group's results.	The Group seeks to reduce the risks presented by its consolidated customer base by ensuring high levels of service, maintaining strong commercial relationships and by working closely with customers on product development programmes to provide each customer with unique products and consumers with greater choice and convenience. The Group also monitors customer credit risk to manage exposure in the current challenging environment.
Consumer preferences	Exposure to changing consumer trends can impact profitability. There are a number of trends in consumer preferences which impact the industry as a whole. These trends include, amongst others, dietary concerns (salt, sugar and fat reduction), and increased convenience and value. Providing or developing modified or alternative products to meet changing consumer trends may increase our costs.	The Group seeks to manage changes in customer preference by investing in consumer insight to understand trends in the market and then adjusting existing product mix or developing new products to address these trends.

## BOPARAN HOLDINGS LIMITED

### Strategic report (continued)

#### Principal risks and uncertainties (continued)

	Industry risks (continued)	
Avian Influenza	As a manufacturer and supplier of poultry products to the retail, food service and food manufacturing sectors, the Group is at risk of an outbreak of Avian influenza. An outbreak could significantly affect the Group's supply of live birds, demand for our poultry products and our ability to conduct operations.	The Group has developed contingency plans should an outbreak of Avian Influenza occur in close proximity to any of its operating facilities or on the farms of our principal suppliers, including but not limited to: area restrictions, additional washing and disinfecting of transport vehicles and veterinarian checks.
Commodity inflation	The Group's margins can be affected by fluctuations in raw material, packaging and energy costs.  Increases in significant components of our cost base can adversely affect individual product margins. An inability to pass on these cost increases within a reasonable timeframe impacts the Group's profitability.	The Group has pass-through mechanisms in place with key customers to share the impact of changes in commodity prices on its margins. The Group is looking to increase the share of customers on pass through mechanisms and is reviewing the robustness of those mechanisms. The Procurement team has a strong commercial focus on purchase pricing and quality, in order to proactively respond to changes in commodity markets. The Group also mitigates these risks by investing in productivity enhancements across its sites.
	Operational risks	
Food Safety	As a reputable food manufacturer, product quality and safety issues are paramount to the Group's success.  Failure to maintain the quality of our products may result in damage to the reputation of our business, which in turn could adversely impact our market share and our financial results.	The Group has established policies and procedures in order to monitor the processes associated with food safety. Food hygiene practices are taken very seriously throughout the Group, and are monitored both through internal audit procedures and external bodies such as environmental health departments, the Food Standards Agency (FSA) in the UK and our customers. The Group is committed to food safety and hygiene compliance and ensures regular training of its staff against documented procedures to support this aim. During 2017/18 the Group has increased our staff training hours allowing all members of staff to be retrained every year as opposed to every three years. In addition, we have introduced at all sites; unannounced audits, increased the visibility of our whistle blower line and introduced the mystery worker scheme. To further improve the monitoring of production we have upgraded our CCTV systems and in UK Poultry this system is being viewed in real time as a virtual good manufacturing audit by members of our Quality Assurance team.
Health & safety	The Group has a duty of care to secure and protect the Health & Safety of our employees and to reduce the environmental impact of our operations. Failure to do could result in a serious workplace injury or fatality, which could directly impact our employees and could also carry serious financial, reputational and legal risk.	The Group has strong health and safety policies and procedures in place. The Group's Leadership team work together to promote a culture of high standards and engagement through the workforce. This is enforced using clear and quantifiable objectives and regular review by the Safety & Governance Committee of key performance measures, such as Accident Frequency Rates.
Change management, recruitment and retention	The ongoing success of the Group is dependent on attracting and retaining high quality employees who have the ability to effectively manage the Group's operations. Failure to recruit and retain high quality employees can impact financial results	The Group mitigates the risk associated with the loss of key personnel through robust succession planning, strong recruitment processes and effective management incentives. The Group continue to invest in talent and capability by recruiting the best in the industry and by providing training for all employees. Following the appointment of a new CEO to the Group, several management changes have been made to accelerate change in this regard.
IT Systems and Controls	The Group relies heavily on information technology and systems to support our business. An extended failure of our core systems, caused by accidental or malicious actions (including cyber-crime), could result in a significant impact on the business.	The Group maintains a programme of controls to protect the confidentiality, integrity and availability of information across the business.

## BOPARAN HOLDINGS LIMITED

### Strategic report (continued)

#### Principal risks and uncertainties (continued)

	Financial risks	
Pensions	The Group has defined benefit pension plans that are currently in deficit (on an actuarial basis). Valuations of all defined benefit plans are dependent upon market conditions and the actuarial methods and assumptions used. The Group may be required to increase pension contributions which may have an adverse effect on its financial condition. Pension regulation could restrict the freedom of the Group to undertake certain corporate activities (including disposals and return of capital to shareholders).	The Board regularly reviews the value of assets and liabilities of the Group's pension schemes as well as the potential impact of changes in actuarial assumptions and actions that can be taken to mitigate the risks associated with the defined benefit pension schemes. The UK and Irish schemes are closed to future benefit accrual. The Group maintains a good working relationship with the Pension scheme trustees with whom it agrees a long term funding plan.
Liquidity risk	The Group has committed financing in place, which can only be withdrawn in the event of a breach of financing agreement, such as a breach of financial covenants, when the Group might be restricted in its ability to operate normally and could be required to dispose of assets to pay down debt and incur additional costs.	Liquidity risk is monitored by the Board who review the adequacy of available funding and compliance with borrowing covenants on a monthly basis. No breaches to the Group's borrowing covenants have occurred or are forecast to occur. Board policy is to maintain reasonable headroom of unused committed bank facilities with maturity at least 12 months beyond the period end.

## **BOPARAN HOLDINGS LIMITED**

### **Strategic report (continued)**

#### **Financial risk management policies and objectives**

The main risks arising from the Group's financial instruments are interest rate risk, liquidity risk and foreign currency risk. The Board reviews and agrees policies for managing each of these risks and they are summarised below. These policies have remained unchanged since the beginning of the period.

*Interest rate risk* - The Senior Loan Notes which comprise the Group's core funding are fixed interest.

*Liquidity risk* - The Group uses a mixture of long-term borrowings and short-term cash placement in order to maintain liquidity and ensure sufficient funds are available for ongoing operations and future developments.

*Foreign currency risk* - The Group manages net foreign exchange exposures in respect of sales and purchases of its UK and European subsidiaries through short term currency hedges.

The long term bond debt denominated in euros is monitored by the Board. Arrangements have been put in place to mitigate the currency exposure on the euro element of the bond by way of cross currency swaps. The Group seeks to minimise its exposure to these risks by using derivative financial instruments where applicable. The use of derivative financial instruments is governed by Group policies which have been approved by the Board.

The Group only enters into trades of financial instruments for specific purposes; speculative purchases are not made.


#### **Events after the balance sheet date**

On 31st October 2018 the Group announced it had reached an agreement to sell its Manton Wood Sandwich business to Samworth Brothers. The finalisation of the transaction is subject to regulatory clearances, which are expected to be completed in the coming months.

#### **Going concern**

Having considered the Group's prospects and reasonably foreseen risks over the next twelve months, as well as the financial position of the company's immediate group and ultimate parent and the liquid resources that are available to the group as a whole, the directors have a reasonable expectation that the Group has adequate resources to continue in operational existence for the foreseeable future. Therefore the Group have continued to adopt the going concern basis in preparing the annual financial statements. Further details regarding the adoption of the going concern basis can be found in note 1 to the financial statements.

By order of the board



C A Tomkinson  
Director  
19 November 2018

## **BOPARAN HOLDINGS LIMITED**

### **Directors' report**

The directors present their annual report and the audited financial statements for the 52 weeks ended 28 July 2018.

#### **Directors**

The directors of the Company who served during the period ended 28 July 2018 and up to the date of signing the financial statements are those listed on page 1.

The Company has made qualifying third party indemnity provisions for the benefit of the directors which remain in force at the date of this report.

#### **Dividends**

No dividends have been declared or paid for the period ending 28 July 2018. There were also no dividends declared in respect of the period ending 29 July 2017.

#### **Financial risk management**

The financial risks faced by the Group and the measures taken to reduce these risks are addressed within the Strategic report on page 7 and form part of this report by cross-reference.

#### **Donations**

The Group made £0.1m of charitable donations during the period (2017: £0.4m) to charities which the directors deem it appropriate to support.

#### **Future Developments**

Details of future prospects of the Group can be found in the Strategic Report on page 5 and form part of this report by cross-reference.

#### **Employees**

Details of the number of employees and related costs can be found in note 7.

The Group takes its responsibilities to its employees seriously and places great emphasis on optimising the contribution made by employees at all levels. The Group recognises the value of its employees and seeks to create an energetic, dynamic and responsive environment in which to work. It places considerable importance on communications with employees, which occur throughout the organisation on both a formal and informal basis. The Group's policy is to provide opportunities for active participation and personal development, with the goals of motivating individuals and helping them to enhance their skills and maximise their potential.

The Group is committed to:

- providing equality of opportunity for all existing and potential employees. It aims to treat all of its employees fairly in every aspect of employment;
- ensuring that employees have access to information and training that enables them to contribute and participate fully in the Group's achievement of its objectives; and
- providing employees with clear and fair terms of employment and competitive remuneration packages.

The Company uses a variety of methods to enable its employees to understand the performance of the Group and of their own operating business unit. These include briefing groups, meetings with employee representatives, e-mail bulletins and in-house magazines. Employees are consulted on a wide range of issues affecting their current and future interests, and particularly on changes affecting the businesses in which they work.

## **BOPARAN HOLDINGS LIMITED**

### **Directors' report (continued)**

#### **Employees (continued)**

Applications for employment by disabled persons are fully considered, bearing in mind the abilities of the applicant concerned. In the event of members of staff becoming disabled, every effort is made to ensure that their employment with the Group continues and that appropriate training is arranged. It is the policy of the Group that training, career development and promotion of disabled persons should, as far as possible, be identical to that of other employees.

#### **Sustainability**

The United Nations Sustainable Development Goals published in 2015, are the blueprint to achieve a better and more sustainable future for all. They address the global challenges we face, including those related to poverty, inequality, climate, environmental degradation, prosperity, and peace and justice. The 2SFG Sustainability Plan 'Feeding our Future' was developed with these goals clearly in mind and a target date of 2018, to allow us to review what we have achieved so far and what priority areas we need to focus our action on next. The group has naturally focussed on reducing the use of fossil fuels, water and our carbon emissions. These will continue to be core areas of activity through to 2030, as will removing unrecyclable packaging and reducing food waste. Version 2 of the Feeding Our Future Plan will build on the solid foundations achieved with the original plan and ensure our customers see 2SFG as the supplier of choice.

#### **Research and development**

Throughout the period the Group invested across the business in food hygiene and product research in the development of new and enhanced products. The costs incurred in the period of £5.5m (2017: £5.8m) comprise all directly attributable costs necessary to create and produce new products which are both brand new in design and those being modified.

#### **Disclosure of information to auditor**

Each of the persons who is a director at the date of approval of this report confirms that:

(1) so far as the director is aware, there is no relevant audit information of which the Company's auditor is unaware; and

(2) the director has taken all the steps that he/she ought to have taken as a director in order to make himself / herself aware of any relevant audit information and to establish that the Company's auditor is aware of that information.

This confirmation is given and should be interpreted in accordance with the provisions of s418 of the Companies Act 2006.

## **BOPARAN HOLDINGS LIMITED**

### **Directors' report (continued)**


#### **Auditor**

Deloitte LLP acted as auditor for the 52 weeks ended 28 July 2018 and have expressed their willingness to continue in office as auditor of the Company. A resolution proposing their reappointment will be submitted at the Company's annual general meeting.

#### **Going concern**

Details of the going concern basis of preparation of the Group can be found in the Strategic Report on page 8 and form part of this report by cross-reference.

By order of the board



C A Tomkinson  
Director  
19 November 2018

## **BOPARAN HOLDINGS LIMITED**

### **Directors' responsibilities statement**

The directors are responsible for preparing the annual report and the financial statements in accordance with applicable law and regulations.

Company law requires the directors to prepare financial statements for each financial year. Under that law the directors have elected to prepare the financial statements in accordance with United Kingdom Generally Accepted Accounting Practice (United Kingdom Accounting Standards and applicable law), including FRS 102 "The Financial Reporting Standard applicable in the UK and Republic of Ireland".

Under company law the directors must not approve the financial statements unless they are satisfied that they give a true and fair view of the state of affairs of the company and of the profit or loss of the company for that period. In preparing these financial statements, the directors are required to:

- select suitable accounting policies and then apply them consistently;
- make judgments and accounting estimates that are reasonable and prudent;
- state whether applicable UK Accounting Standards have been followed, subject to any material departures disclosed and explained in the financial statements; and
- prepare the financial statements on the going concern basis unless it is inappropriate to presume that the company will continue in business.

The directors are responsible for keeping adequate accounting records that are sufficient to show and explain the company's transactions and disclose with reasonable accuracy at any time the financial position of the company and enable them to ensure that the financial statements comply with the Companies Act 2006. They are also responsible for safeguarding the assets of the company and hence for taking reasonable steps for the prevention and detection of fraud and other irregularities.

The directors are responsible for the maintenance and integrity of the corporate and financial information included on the company's website. Legislation in the United Kingdom governing the preparation and dissemination of financial statements may differ from legislation in other jurisdictions.

## **Independent auditor's report to the members of Boparan Holdings Limited**

### **Report on the audit of the financial statements**

#### **Opinion**

In our opinion the financial statements:

- give a true and fair view of the state of the Group's and of the parent company's affairs as at 28 July 2018 and of the group's loss for the period then ended;
- have been properly prepared in accordance with United Kingdom Generally Accepted Accounting Practice including Financial Reporting Standard 102 "The Financial Reporting Standard applicable in the UK and Republic of Ireland"; and
- have been prepared in accordance with the requirements of the Companies Act 2006.

We have audited the financial statements of Boparan Holdings Limited (the 'parent company') and its subsidiaries (the 'Group') which comprise:

- the consolidated profit and loss account;
- the consolidated statement of comprehensive income;
- the consolidated and company balance sheets;
- the consolidated and company statements of changes in equity;
- the consolidated cash flow statement; and
- the related notes 1 to 33.

The financial reporting framework that has been applied in their preparation is applicable law and United Kingdom Accounting Standards, including Financial Reporting Standard 102 "The Financial Reporting Standard applicable in the UK and Republic of Ireland" (United Kingdom Generally Accepted Accounting Practice).

#### **Basis for opinion**

We conducted our audit in accordance with International Standards on Auditing (UK) (ISAs (UK)) and applicable law. Our responsibilities under those standards are further described in the auditor's responsibilities for the audit of the financial statements section of our report.

We are independent of the Group and the parent company in accordance with the ethical requirements that are relevant to our audit of the financial statements in the UK, including the FRC's Ethical Standard, and we have fulfilled our other ethical responsibilities in accordance with these requirements. We believe that the audit evidence we have obtained is sufficient and appropriate to provide a basis for our opinion.

#### **Conclusions relating to going concern**

We are required by ISAs (UK) to report in respect of the following matters where:

- the directors' use of the going concern basis of accounting in preparation of the financial statements is not appropriate; or
- the directors have not disclosed in the financial statements any identified material uncertainties that may cast significant doubt about the Group's or the parent company's ability to continue to adopt the going concern basis of accounting for a period of at least twelve months from the date when the financial statements are authorised for issue.

We have nothing to report in respect of these matters.

## **Independent auditor's report to the members of Boparan Holdings Limited**

### **Other information**

The directors are responsible for the other information. The other information comprises the information included in the annual report, other than the financial statements and our auditor's report thereon. Our opinion on the financial statements does not cover the other information and, except to the extent otherwise explicitly stated in our report, we do not express any form of assurance conclusion thereon.

In connection with our audit of the financial statements, our responsibility is to read the other information and, in doing so, consider whether the other information is materially inconsistent with the financial statements or our knowledge obtained in the audit or otherwise appears to be materially misstated. If we identify such material inconsistencies or apparent material misstatements, we are required to determine whether there is a material misstatement in the financial statements or a material misstatement of the other information. If, based on the work we have performed, we conclude that there is a material misstatement of this other information, we are required to report that fact.

We have nothing to report in respect of these matters.

### **Responsibilities of directors**

As explained more fully in the directors' responsibilities statement, the directors are responsible for the preparation of the financial statements and for being satisfied that they give a true and fair view, and for such internal control as the directors determine is necessary to enable the preparation of financial statements that are free from material misstatement, whether due to fraud or error.

In preparing the financial statements, the directors are responsible for assessing the Group's and the parent company's ability to continue as a going concern, disclosing, as applicable, matters related to going concern and using the going concern basis of accounting unless the directors either intend to liquidate the group or the parent company or to cease operations, or have no realistic alternative but to do so.

### **Auditor's responsibilities for the audit of the financial statements**

Our objectives are to obtain reasonable assurance about whether the financial statements as a whole are free from material misstatement, whether due to fraud or error, and to issue an auditor's report that includes our opinion. Reasonable assurance is a high level of assurance, but is not a guarantee that an audit conducted in accordance with ISAs (UK) will always detect a material misstatement when it exists. Misstatements can arise from fraud or error and are considered material if, individually or in the aggregate, they could reasonably be expected to influence the economic decisions of users taken on the basis of these financial statements.

A further description of our responsibilities for the audit of the financial statements is located on the Financial Reporting Council's website at: [www.frc.org.uk/auditorsresponsibilities](http://www.frc.org.uk/auditorsresponsibilities). This description forms part of our auditor's report.

### **Use of our report**

This report is made solely to the company's members, as a body, in accordance with Chapter 3 of Part 16 of the Companies Act 2006. Our audit work has been undertaken so that we might state to the company's members those matters we are required to state to them in an auditor's report and for no other purpose. To the fullest extent permitted by law, we do not accept or assume responsibility to anyone other than the company and the company's members as a body, for our audit work, for this report, or for the opinions we have formed.

## **Independent auditor's report to the members of Boparan Holdings Limited**

### **Report on other legal and regulatory requirements**

#### **Opinions on other matters prescribed by the Companies Act 2006**

In our opinion, based on the work undertaken in the course of the audit:

- the information given in the strategic report and the directors' report for the financial year for which the financial statements are prepared is consistent with the financial statements; and
- the strategic report and the directors' report have been prepared in accordance with applicable legal requirements.

In the light of the knowledge and understanding of the group and of the parent company and their environment obtained in the course of the audit, we have not identified any material misstatements in the strategic report or the directors' report.

#### **Matters on which we are required to report by exception**

Under the Companies Act 2006 we are required to report in respect of the following matters if, in our opinion:

- adequate accounting records have not been kept by the parent company, or returns adequate for our audit have not been received from branches not visited by us; or
- the parent company financial statements are not in agreement with the accounting records and returns; or
- certain disclosures of directors' remuneration specified by law are not made; or
- we have not received all the information and explanations we require for our audit.

We have nothing to report in respect of these matters.



Christopher Powell FCA (Senior statutory auditor)

For and on behalf of Deloitte LLP

Statutory Auditor

Leeds

19 November 2018

## BOPARAN HOLDINGS LIMITED

### Consolidated profit and loss account For the 52 weeks ended 28 July 2018

		52 weeks ended 28 July 2018	52 weeks ended 28 July 2018	52 weeks ended 29 July 2017	52 weeks ended 29 July 2017
		£m	£m	£m	£m
	Note				
Turnover	3		3,339.1		3,288.9
Cost of sales			(2,897.0)		(2,791.8)
<b>Gross profit</b>			<b>442.1</b>		<b>497.1</b>
Distribution costs			(215.0)		(210.8)
Administrative expenses					
- before exceptional items		(205.0)		(218.7)	
- exceptional items	5	30.8		(45.5)	
<b>Total administrative expenses</b>			<b>(174.2)</b>		<b>(264.2)</b>
<b>Operating profit</b>					
- before exceptional items		22.1		67.6	
- exceptional items	5	30.8		(45.5)	
<b>Operating profit</b>			<b>52.9</b>		<b>22.1</b>
Share of operating profit from associate and joint venture	14		1.5		0.7
Net finance charge	4		(60.3)		(61.3)
<b>Loss before taxation</b>	3, 6		<b>(5.9)</b>		<b>(38.5)</b>
Taxation on loss	9		5.2		0.8
<b>Loss for the financial period</b>			<b>(0.7)</b>		<b>(37.7)</b>
<b>Profit / (loss) for the period attributable to:</b>					
Non-controlling interest			0.4		0.3
Equity shareholders of the Company			(1.1)		(38.0)
			<b>(0.7)</b>		<b>(37.7)</b>

## BOPARAN HOLDINGS LIMITED

### Consolidated statement of comprehensive income For the 52 weeks ended 28 July 2018


		52 weeks ended 28 July 2018 £m	52 weeks ended 29 July 2017 £m
	Note		
<b>Loss for the financial period</b>		<b>(0.7)</b>	<b>(37.7)</b>
Cash flow hedges			
Gains arising during the period		6.4	3.6
Less: reclassified to profit and loss	4	(3.2)	(2.3)
Disposal of operations		(1.2)	-
Remeasurement of net defined benefit pension liability	30	37.5	2.2
Currency translation difference on foreign currency net investments		3.1	1.3
		<b>42.6</b>	<b>4.8</b>
 Tax relating to components of other comprehensive income	9	<b>(61.0)</b>	<b>(5.1)</b>
<b>Other comprehensive expense for the period</b>		<b>(18.4)</b>	<b>(0.3)</b>
 <b>Total comprehensive loss for the period</b>		<b>(19.1)</b>	<b>(38.0)</b>
 <b>Total comprehensive profit / (loss) for the period attributable to:</b>			
Non-controlling interest		0.4	0.4
Equity shareholders of the Company		<b>(19.5)</b>	<b>(38.4)</b>
		<b>(19.1)</b>	<b>(38.0)</b>

# BOPARAN HOLDINGS LIMITED

## Consolidated balance sheet At 28 July 2018

	Note	28 July 2018 £m	29 July 2017 £m
<b>Fixed assets</b>			
Intangible fixed assets	12	287.0	397.3
Tangible fixed assets	13	405.5	459.8
Investment in associate	14	5.3	4.9
Investment in joint venture	14	1.9	1.3
		<u>699.7</u>	<u>863.3</u>
<b>Current assets</b>			
Inventories	16	108.5	171.1
Debtors	17	236.0	252.8
Deferred tax asset due after more than one year	18	47.3	98.1
Cash at bank and in hand		251.2	66.1
		<u>643.0</u>	<u>588.1</u>
<b>Creditors: amounts falling due within one year</b>	19	<u>(777.2)</u>	<u>(574.8)</u>
<b>Net current (liabilities) / assets</b>		<u>(134.2)</u>	<u>13.3</u>
<b>Total assets less current liabilities</b>		<u>565.5</u>	<u>876.6</u>
<b>Creditors: amounts falling due after more than one year</b>	20	<u>(613.1)</u>	<u>(875.6)</u>
<b>Provisions for liabilities</b>	22	<u>(41.3)</u>	<u>(11.6)</u>
<b>Net liabilities excluding pension liability</b>		<u>(88.9)</u>	<u>(10.6)</u>
Pension scheme net deficit	30	<u>(269.0)</u>	<u>(328.2)</u>
<b>Net liabilities</b>		<u>(357.9)</u>	<u>(338.8)</u>
<b>Capital and reserves</b>			
Called up share capital	25	-	-
Share premium account	25	132.6	132.6
Cash flow hedge reserve		(3.6)	(9.3)
Profit and loss account		(488.9)	(463.7)
<b>Shareholders' deficit</b>		<u>(359.9)</u>	<u>(340.4)</u>
Non-controlling interest		2.0	1.6
<b>Total capital employed</b>		<u>(357.9)</u>	<u>(338.8)</u>

The financial statements of Boparan Holdings Limited were approved by the board of directors and authorised for issue on 19 November 2018. They were signed on its behalf by:



C A Tomkinson  
Director  
Company Number 03558065

# BOPARAN HOLDINGS LIMITED

## Consolidated statement of changes in equity At 28 July 2018

### Equity attributable to equity shareholders of the Company

	Called-up share capital £m	Share premium account £m	Cash flow hedge £m	Profit and loss account £m	Non- controlling interest £m	Total capital employed £m
At 30 July 2016	-	132.6	(9.4)	(405.2)	1.2	(280.8)
(Loss) / profit for the financial period	-	-	-	(38.0)	0.3	(37.7)
Cash flow hedges:						
Gains arising during the period	-	-	3.6	-	-	3.6
Less: reclassified to profit and loss (note 4)	-	-	(2.3)	-	-	(2.3)
Remeasurement of net defined benefit pension liability (note 30)	-	-	-	2.2	-	2.2
Currency translation difference on foreign currency net investments	-	-	-	1.2	0.1	1.3
Tax relating to components of other comprehensive income (note 9)	-	-	(1.2)	(3.9)	-	(5.1)
<b>Total comprehensive income / (expense)</b>	-	-	0.1	(38.5)	0.4	(38.0)
<b>Dividends paid on equity shares</b>	-	-	-	(20.0)	-	(20.0)
<b>At 29 July 2017</b>	<b>-</b>	<b>132.6</b>	<b>(9.3)</b>	<b>(463.7)</b>	<b>1.6</b>	<b>(338.8)</b>
(Loss) / profit for the financial period	-	-	-	(1.1)	0.4	(0.7)
Cash flow hedges:						
Gains arising during the period	-	-	6.4	-	-	6.4
Less: reclassified to profit and loss (note 4)	-	-	(3.2)	-	-	(3.2)
Disposal of operations	-	-	-	(1.2)	-	(1.2)
Remeasurement of net defined benefit pension liability (note 30)	-	-	-	37.5	-	37.5
Currency translation difference on foreign currency net investments	-	-	-	3.1	-	3.1
Tax relating to components of other comprehensive income (note 9)	-	-	2.5	(63.5)	-	(61.0)
<b>Total comprehensive income</b>	-	-	5.7	(25.2)	0.4	(19.1)
<b>Dividends paid on equity shares</b>	-	-	-	-	-	-
<b>At 28 July 2018</b>	<b>-</b>	<b>132.6</b>	<b>(3.6)</b>	<b>(488.9)</b>	<b>2.0</b>	<b>(357.9)</b>

# **BOPARAN HOLDINGS LIMITED**

## **Consolidated cash flow statement For the 52 weeks ended 28 July 2018**

	Note	52 weeks ended 28 July 2018 £m	52 weeks ended 29 July 2017 £m
<b>Cash flows from operating activities</b>			
Cash generated from operations	26	69.4	82.1
Revenue grants received		-	0.7
Taxation paid		(4.6)	(5.2)
<b>Net cash flows from operating activities</b>		<b>64.8</b>	<b>77.6</b>
<b>Cash flows from investing activities</b>			
Proceeds from the sale of tangible fixed assets		0.9	0.2
Purchase of intangible fixed assets		(0.4)	(1.1)
Purchase of tangible fixed assets		(50.6)	(91.2)
Disposal of operations		237.5	-
Acquisition of trade and assets		(6.2)	-
Dividends received from Associate		0.4	-
Capital grants received		0.5	-
<b>Net cash flows from investing activities</b>		<b>182.1</b>	<b>(92.1)</b>
<b>Cash flows from financing activities</b>			
Dividends paid		-	(20.0)
Repayments of obligations under finance leases		(9.5)	(8.2)
Receipts from finance leases		1.2	25.7
New loans received		1.1	-
Interest paid		(54.4)	(53.5)
<b>Net cash flows from financing activities</b>		<b>(61.6)</b>	<b>(56.0)</b>
<b>Net increase / (decrease) in cash and cash equivalents</b>	26, 27	<b>185.3</b>	<b>(70.5)</b>

# **BOPARAN HOLDINGS LIMITED**

## **Consolidated cash flow statement For the 52 weeks ended 28 July 2018**

		<b>52 weeks ended 28 July 2018</b>	<b>52 weeks ended 29 July 2017</b>
	Note	£m	£m
<b>Cash and cash equivalents at the beginning of the period</b>		<b>66.1</b>	<b>134.6</b>
Net increase / (decrease) in cash and cash equivalents during the period		<b>185.3</b>	<b>(70.5)</b>
Effect of foreign exchange rate changes		<b>(0.2)</b>	<b>2.0</b>
<b>Cash and cash equivalents at the end of the period</b>	<b>28</b>	<b>251.2</b>	<b>66.1</b>
<b>Reconciliation to cash at bank and in hand:</b>			
Cash at bank and in hand		<b>251.2</b>	<b>66.1</b>
Cash equivalents		-	-
<b>Cash and cash equivalents</b>		<b>251.2</b>	<b>66.1</b>

# **BOPARAN HOLDINGS LIMITED**

## **Company balance sheet At 28 July 2018**

	Note	28 July 2018 £m	29 July 2017 £m
<b>Fixed assets</b>			
Investments	14	144.9	145.6
<b>Current assets</b>			
Debtors	17	1,396.1	1,428.0
Deferred tax asset due after more than one year		0.8	0.5
Cash at bank and in hand		55.0	8.1
		<u>1,451.9</u>	<u>1,436.6</u>
<b>Creditors: amounts falling due within one year</b>	19	<u>(842.0)</u>	<u>(566.6)</u>
<b>Net current assets</b>		<u>609.9</u>	<u>870.0</u>
<b>Total assets less current liabilities</b>		<u>754.8</u>	<u>1,015.6</u>
<b>Creditors: amounts falling due after more than one year</b>	20	<u>(597.0)</u>	<u>(849.0)</u>
<b>Net assets</b>		<u>157.8</u>	<u>166.6</u>
<b>Capital and reserves</b>			
Called up share capital	25	-	-
Share premium account	25	132.6	132.6
Cash flow hedge reserve		(3.8)	(9.5)
Profit and loss account		29.0	43.5
<b>Shareholders' funds</b>		<u>157.8</u>	<u>166.6</u>

The loss for the financial year dealt with in the financial statements of the parent Company was £14.5m (2017: loss of £23.8m).

The financial statements of Boparan Holdings Limited were approved by the board of directors and authorised for issue on 19 November 2018. They were signed on its behalf by:



C A Tomkinson  
Director

# BOPARAN HOLDINGS LIMITED

## Company statement of changes in equity At 28 July 2018

### Equity attributable to equity shareholders of the Company

	Called-up share capital £m	Share premium account £m	Cash flow hedge reserve £m	Profit and loss account £m	Total capital employed £m
<b>At 30 July 2016</b>	-	132.6	(9.5)	87.3	210.4
Loss for the financial period	-	-	-	(23.8)	(23.8)
Cash flow hedges					
Gains arising during the period	-	-	3.5	-	3.5
Less: reclassified to profit or loss	-	-	(2.3)	-	(2.3)
Tax relating to components of other comprehensive income	-	-	(1.2)	-	(1.2)
<b>Total comprehensive expense</b>	-	-	-	(23.8)	(23.8)
<b>Dividends paid on equity shares</b>				(20.0)	(20.0)
<b>At 29 July 2017</b>	-	132.6	(9.5)	43.5	166.6
Loss for the financial period	-	-	-	(14.5)	(14.5)
Cash flow hedges					
Gains arising during the period	-	-	6.4	-	6.4
Less: reclassified to profit or loss	-	-	(3.2)	-	(3.2)
Tax relating to components of other comprehensive income	-	-	2.5	-	2.5
<b>Total comprehensive income / (expense)</b>	-	-	5.7	(14.5)	(8.8)
<b>Dividends paid on equity shares</b>	-	-	-	-	-
<b>At 28 July 2018</b>	-	132.6	(3.8)	29.0	157.8

## **BOPARAN HOLDINGS LIMITED**

### **Notes to the financial statements For the 52 weeks ended 28 July 2018**

#### **1. Accounting policies**

##### **Basis of accounting**

Boparan Holdings Limited is a company incorporated in the United Kingdom and prepares its financial statements under the Companies Act 2006. The Company is a private company limited by shares and is registered in England and Wales. The address of the Company's registered office is shown on page 1.

The nature of the group's operations and its principal activities are set out in the strategic report.

The financial statements have been prepared under the historical cost convention, modified to include certain items at fair value, and in accordance with Financial Reporting Standard 102 (FRS102) issued by the Financial Reporting Council. The Group has applied the amendments to FRS 102 issued by the FRC in July 2015.

The functional currency of the Company is considered to be pounds sterling, because that is the currency of the primary economic environment in which the Company operates. These financial statements are also presented in pounds sterling.

##### *Parent company disclosure exemptions*

Boparan Holdings Limited meets the definition of a qualifying entity under FRS 102 and has therefore taken advantage of the following disclosure exemptions available to it in respect of its separate financial statements, which are presented alongside the consolidated financial statements:

- Only one reconciliation of the number of shares outstanding at the beginning and end of the period has been presented as the reconciliations for the group and the parent company would be identical;
- No cash flow statement has been presented for the parent company;
- Disclosures in respect of the parent company's financial instruments and share-based payment arrangements have not been presented as equivalent disclosures have been provided in respect of the group as a whole; and
- No disclosure has been given for the aggregate remuneration of the key management personnel of the parent company as their remuneration is included in the totals for the group as a whole.

The Company is consolidated in the financial statements of its ultimate parent, Boparan Holdco Limited, which may be obtained from their registered office at Colmore Court, 9 Colmore Row, Birmingham, B3 2BJ.

##### **Basis of consolidation**

The Group financial statements consolidate the financial statements of the Company and all of its subsidiary undertakings at 28 July 2018 using acquisition accounting.

The results of subsidiary undertakings acquired or disposed of during a financial period are included from, or up to, the effective date of an acquisition or disposal.

All intra-group transactions, balances, income and expenses are eliminated on consolidation.

## **BOPARAN HOLDINGS LIMITED**

### **Notes to the financial statements (continued) For the 52 weeks ended 28 July 2018**

#### **1. Accounting policies (continued)**

##### **Going concern**

In determining whether the Group's annual consolidated financial statements can be prepared on a going concern basis, the directors considered the Group's business activities, together with the factors likely to affect its future development, performance and position. The review included the financial position of the Group, its cash flows, liquidity position, borrowing facilities and covenants. The key factors considered by the directors were as follows:

- > consideration of detailed forecasts prepared for the 12 month period from the date of approval of the financial statements and the application of sensitivities to those forecasts;
- > the implications of the challenging economic environment and future uncertainties on the Group's revenues and profits and its ability to meet financial covenants;
- > the impact of the competitive environment within which the Group's businesses operate;
- > the potential actions that could be taken in the event that revenues or margins are worse than expected, to ensure that operating profit and cash flows are protected; and
- > the Group has access to undrawn facilities and a committed bank facility to meet day to day working capital requirements.

As at the date of this report, the directors have a reasonable expectation that the Company and Group have adequate resources to continue in business for the foreseeable future being a period of not less than 12 months from the date of approval of these financial statements, including the ability to repay the 2019 bonds. Accordingly, the annual report and financial statements for the 52 weeks ended 28 July 2018 have been prepared on the going concern basis.

##### **Turnover**

Turnover is measured at the fair value of the consideration received or receivable, and represents amounts receivable for goods and services provided in the normal course of business, net of discounts, Value Added Tax (VAT) and other sales related taxes.

The Group provides trade discounts, primarily in the form of rebate arrangements or other incentive arrangements, to its customers. The arrangements can take the form of volume related rebates, marketing fund contributions, promotional fund contributions or lump sum incentives. The Group recognises revenue net of such discounts over the period to which the arrangement applies.

Sales of goods are recognised when goods are delivered and title has passed, and to the extent that sales are invoiced in advance of delivery, income is deferred.

##### **Supplier rebates**

The Group enters into rebate arrangements with its suppliers. The arrangements are primarily volume related. *The supplier rebates received are recognised as a deduction from cost of sales (or administration or distribution costs if more appropriate), based on the entitlement that has been earned up to the balance sheet date, for each relevant supplier arrangement.*

##### **Net financing charges**

Interest income is accrued by reference to the principal outstanding and at the effective interest rate applicable, which is the rate that exactly discounts estimated future cash receipts through the expected life of the financial asset to that asset's net carrying amount.

Finance costs of financial liabilities are recognised in the profit and loss account over the term of such instruments at the effective interest rate applicable on the carrying amount.

The net impact of the unwinding of the discount rate on the net pension scheme liability is charged to interest payable in the profit and loss account.

## **BOPARAN HOLDINGS LIMITED**

### **Notes to the financial statements (continued) For the 52 weeks ended 28 July 2018**

#### **1. Accounting policies (continued)**

##### **Borrowing costs**

Borrowing costs are interest and other costs that an entity incurs in connection with the borrowing of funds. The group has not adopted the policy of capitalising borrowing costs, and therefore all borrowing costs are recognised as an expense in profit or loss in the period in which they are incurred.

##### **Research and development**

Research and development costs are expensed in the period to which they relate. Costs comprise all directly attributable costs necessary to create and produce new products which are both brand new in design and those being modified. Costs classified as research and development include raw materials, labour costs, artwork origination and market research directly attributable to developing the product.

##### **Government grants**

Grants relating to revenue are recognised in income over the period in which the related costs are recognised. Grants relating to assets are recognised over the expected useful life of the asset. Where part of a grant relating to an asset is deferred, it is recognised as deferred income.

##### **Foreign currencies**

###### **(a) Functional and presentation currency**

The individual financial statements of each Group company are presented in the currency of the primary economic environment in which it operates (its functional currency). For the purpose of the consolidated financial statements, the results and financial position of each Group company are expressed in pounds sterling, which is the functional currency of the Company, and the presentation currency for the consolidated financial statements.

###### **(b) Transactions and balances**

Transactions in foreign currencies are recorded at the rate of exchange at the date of the transaction. Monetary assets and liabilities denominated in foreign currencies at the balance sheet date are reported at the rates of exchange prevailing at that date.

###### **(c) Group companies**

The results of overseas operations are translated at the average rates of exchange during the period and their balance sheets at the rates ruling at the balance sheet date. Exchange differences on translation of the opening net assets and results of overseas operations are reported in other comprehensive income and accumulated in equity (attributed to non-controlling interests as appropriate).

Other exchange differences are recognised in profit and loss in the period in which they arise except for:

- *exchange differences on transactions entered into to hedge certain foreign currency risks;*
- exchange differences arising on gains or losses on non-monetary items which are recognised in other comprehensive income; and
- in the case of the consolidated financial statements, exchange differences on monetary items receivable from or payable to a foreign operation for which settlement is neither planned nor likely to occur (thereby forming part of the net investment in the foreign operation), which are recognised in other comprehensive income and reported under equity.

## BOPARAN HOLDINGS LIMITED

### Notes to the financial statements (continued) For the 52 weeks ended 28 July 2018

#### 1. Accounting policies (continued)

##### Taxation

Current tax, both UK and overseas, is recognised for the amounts payable (or receivable) in respect of the taxable profit for the current or past reporting periods using the tax rates and laws that have been enacted or substantively enacted at the balance sheet date.

Deferred tax is recognised in respect of all timing differences that have originated but not reversed at the balance sheet date where transactions or events that result in an obligation to pay more tax in the future or a right to pay less tax in the future have occurred at the balance sheet date.

Deferred tax assets are recognised only to the extent that, on the basis of all available evidence, it can be regarded as more likely than not that there will be suitable taxable profits from which the future reversal of the underlying timing differences can be deducted.

When the amount that can be deducted for tax for an asset (other than goodwill) that is recognised in a business combination is less / (more) than the value at which it is recognised, a deferred tax liability / (asset) is recognised for the additional tax that will be paid / (avoided) in respect of that difference.

Deferred tax liabilities are recognised for timing differences arising from investments in subsidiaries and associates, except where the Group is able to control the reversal of the timing difference and it is probable that it will not reverse in the foreseeable future.

Deferred tax is measured using the tax rates and laws that have been enacted or substantively enacted by the balance sheet date that are expected to apply to the reversal of the timing difference. The measurement of deferred tax liabilities and assets reflects the tax consequences that would follow from the manner in which the Group expects, at the end of the reporting period, to recover or settle the carrying amount of its assets and liabilities.

Where items recognised in other comprehensive income or equity are chargeable to or deductible for tax purposes, the resulting current or deferred tax expense or income is presented in the same component of comprehensive income or equity as the transaction or other event that resulted in the tax expense or income.

Current tax assets and liabilities are offset only when there is a legally enforceable right to set off the amounts and the Group intends either to settle on a net basis or to realise the asset and settle the liability simultaneously.

Deferred tax assets and liabilities are offset only if:

- (a) the Group has a legally enforceable right to set off current tax assets against current tax liabilities; and
- (b) the deferred tax assets and deferred tax liabilities relate to income taxes levied by the same taxation authority on either the same taxable entity or different taxable entities which intend either to settle current tax liabilities and assets on a net basis, or to realise the assets and settle the liabilities simultaneously, in each future period in which significant amounts of deferred tax liabilities or assets are expected to be settled or recovered.

##### Goodwill

Goodwill arising on acquisition, representing the difference between the cost and the fair value of the net assets acquired in a business combination is capitalised in the period of acquisition and written off on a straight line basis over its useful economic life which is estimated to be twenty years. Provision is made for any impairment.

Goodwill is carried at cost less accumulated amortisation and accumulated impairment losses.

Negative goodwill is credited to the profit and loss account in the periods in which the acquired non-monetary assets are recovered through depreciation or sale. Negative goodwill in excess of the fair value of non-monetary assets acquired is credited to the profit or loss account in the period it is expected to benefit.

## **BOPARAN HOLDINGS LIMITED**

### **Notes to the financial statements (continued) For the 52 weeks ended 28 July 2018**

#### **1. Accounting policies (continued)**

##### **Software**

Software separately acquired, including computer software which is not an integral part of an item of hardware, is stated at cost less accumulated amortisation. Cost comprises purchase price and other directly attributable costs.

Software is recognised as an asset only if it meets the following criteria:

- an asset can be separately identified;
- it is probable that the asset created will generate future economic benefits;
- it is probable that the expected future economic benefits that are attributable to the asset will flow to the entity; and
- the development cost / acquisition cost of the asset can be reliably measured.

Costs relating to the development of software for internal use are capitalised once the recognition criteria outlined above are met.

Software is amortised over its expected useful life, which ranges from three to seven years. Amortisation commences when the asset is ready for use.

##### **Tangible fixed assets and depreciation**

Tangible fixed assets are stated at historical cost, less accumulated depreciation and any accumulated impairment losses. Historical cost includes expenditure that is directly attributable to bringing the asset to the location and condition necessary for it to be capable of operating in the manner intended by management.

No depreciation is provided on land. Depreciation on other assets is charged so as to allocate the cost of assets less their residual value over their estimated useful lives, using the straight-line method. The principal annual rates used for other assets are:

Freehold properties	2% - 5%
Leasehold properties	2 - 20%
Plant, fixtures and motor vehicles	6.66% - 25%

Residual value represents the estimated amount which would currently be obtained from disposal of an asset, after deducting estimated costs of disposal, if the asset were already of the age and in the condition expected at the end of its useful life.

##### **Leased assets**

Assets held under finance leases, hire purchase contracts and other similar arrangements, which confer rights and obligations similar to those attached to owned assets, are capitalised as tangible fixed assets at the fair value of the leased asset (or, if lower, the present value of the minimum lease payments as determined at the inception of the lease) and are depreciated over the shorter of the lease terms and their useful lives.

## **BOPARAN HOLDINGS LIMITED**

### **Notes to the financial statements (continued) For the 52 weeks ended 28 July 2018**

#### **1. Accounting policies (continued)**

##### **Leased assets (continued)**

The capital elements of the future lease obligations are recorded as liabilities, while the interest elements are charged to the profit and loss account over the period of the leases to produce a constant periodic rate of interest on the remaining balance of the liability.

Rentals under operating leases are charged on a straight-line basis over the lease term, even if the payments are not made on such a basis. Benefits received and receivable as an incentive to sign an operating lease, are similarly spread on a straight-line basis over the lease term.

##### **Sale and leaseback**

When a sale and leaseback transaction results in a finance lease no gain is immediately recognised for any excess of sales proceeds over the carrying amount of the asset. Instead, the proceeds are presented as a liability and subsequently measured at amortised cost using the effective interest method.

When a sale and leaseback transaction results in an operating lease, and it is clear that the transaction is established at fair value, any profit or loss is recognised immediately. If the sale price is below fair value, any profit or loss is recognised immediately unless the loss is compensated for by future lease payments at below market price. In that case any such loss is amortised in proportion to the lease payments over the period for which the asset is expected to be used. If the sale price is above fair value, the excess over fair value is amortised over the period for which the asset is expected to be used.

##### **Onerous leases**

Where the unavoidable costs of a lease exceed the economic benefit expected to be received from it, a provision is made for the present value of the obligations under the lease. This is released over the remaining lease term.

##### **Impairment of assets**

Assets, other than those measured at fair value, are assessed for indicators of impairment at each balance sheet date. If there is objective evidence of impairment, an impairment loss is recognised in profit or loss as described below.

##### *Non-financial assets*

An asset is impaired where there is objective evidence that, as a result of one or more events that occurred after initial recognition, the estimated recoverable value of the asset has been reduced. The recoverable amount of an asset is the higher of its fair value less costs to sell and its value in use.

The recoverable amount of goodwill is derived from measurement of the present value of the future cash flows of the cash-generating units of which the goodwill is a part. Any impairment loss in respect of a CGU is allocated first to the goodwill attached to that CGU, and then to other assets within that CGU on a pro-rata basis.

Where indicators exist for a decrease in impairment loss previously recognised for assets other than goodwill, the prior impairment loss is tested to determine reversal. An impairment loss is reversed on an individual impaired asset to the extent that the revised recoverable value does not lead to a revised carrying amount higher than the carrying value had no impairment been recognised. Where a reversal of impairment occurs in respect of a CGU, the reversal is applied first to the assets of the CGU, except for goodwill, on a pro-rata basis. Impairment of goodwill is never reversed.

##### *Financial assets*

*For financial assets carried at amortised cost, the amount of an impairment is the difference between the asset's carrying amount and the present value of estimated future cash flows, discounted at the financial asset's original effective interest rate.*

*For financial assets carried at cost less impairment, the impairment loss is the difference between the asset's carrying amount and the best estimate of the amount that would be received for the asset if it were to be sold at the reporting date.*

## **BOPARAN HOLDINGS LIMITED**

### **Notes to the financial statements (continued) For the 52 weeks ended 28 July 2018**

#### **1. Accounting policies (continued)**

##### **Impairment of assets (continued)**

Where indicators exist for a decrease in impairment loss, and the decrease can be related objectively to an event occurring after the impairment was recognised, the prior impairment loss is tested to determine reversal. An impairment loss is reversed on an individual impaired financial asset to the extent that the revised recoverable value does not lead to a revised carrying amount higher than the carrying value had no impairment been recognised.

##### **Investments**

In the Company balance sheet, investments in subsidiaries are measured at cost less impairment.

##### **Associates**

In the Group financial statements, investments in associates are accounted for using the equity method. Investments in associates are initially recognised at the transaction price (including transaction costs) and are subsequently adjusted to reflect the Group's share of the profit or loss and other comprehensive income of the associate.

##### **Joint ventures**

In the Group financial statements, investments in joint ventures are accounted for using the equity method. The consolidated profit and loss account includes the Group's share of the joint venture's profits less losses, with the Group's share of the net assets of the joint venture being shown in the consolidated balance sheet.

##### **Inventories**

Inventories are stated at the lower of cost and net realisable value. Cost is calculated using the FIFO (first-in, first-out) method and comprises direct materials and, where applicable, direct labour costs and those overheads that have been incurred bringing the inventories to their present location and condition. Net realisable value represents the estimated selling price less all estimated costs of completion and costs to be incurred in marketing, selling and distribution. Provision is made for obsolete, slow moving or defective inventory where appropriate.

##### **Financial instruments**

Financial assets and financial liabilities are recognised when the Group becomes a party to the contractual provisions of the instrument.

Financial liabilities and equity instruments are classified according to the substance of the contractual arrangements entered into. An equity instrument is any contract that evidences a residual interest in the assets of the Group after deducting all of its liabilities.

##### **Financial assets and liabilities**

All financial assets and liabilities are initially measured at transaction price (including transaction costs), except for those financial assets classified as at fair value through profit or loss, which are initially measured at fair value (which is normally the transaction price excluding transaction costs), unless the arrangement constitutes a financing transaction. If an arrangement constitutes a financing transaction, the financial asset or financial liability is measured at the present value of the future payments discounted at a market rate of interest for a similar debt instrument.

Financial assets and liabilities are only offset in the statement of financial position when there exists a legally enforceable right to set off the recognised amounts and the Group intends either to settle on a net basis, or to realise the asset and settle the liability simultaneously.

Debt instruments which meet the following conditions are subsequently measured at amortised cost using the effective interest method:

- a) The contractual return to the holder is (i) a fixed amount; (ii) a positive fixed rate or a positive variable rate; or (iii) a combination of a positive or a negative fixed rate and a positive variable rate.

## BOPARAN HOLDINGS LIMITED

### Notes to the financial statements (continued) For the 52 weeks ended 28 July 2018

#### 1. Accounting policies (continued)

##### Financial assets and liabilities (continued)

- b) The contract may provide for repayments of the principal or the return to the holder (but not both) to be linked to a single relevant observable index of general price inflation of the currency in which the debt instrument is denominated, provided such links are not leveraged.
- c) *The contract may provide for a determinable variation of the return to the holder during the life of the instrument, provided that (i) the new rate satisfies condition (a) and the variation is not contingent on future events other than (1) a change of a contractual variable rate; (2) to protect the holder against credit deterioration of the issuer; (3) changes in levies applied by a central bank or arising from changes in relevant taxation or law; or (ii) the new rate is a market rate of interest and satisfies condition (a).*
- d) There is no contractual provision that could, by its terms, result in the holder losing the principal amount or any interest attributable to the current period or prior periods.
- e) Contractual provisions that permit the issuer to prepay a debt instrument or permit the holder to put it back to the issuer before maturity are not contingent on future events, other than to protect the holder against the credit deterioration of the issuer or a change in control of the issuer, or to protect the holder or issuer against changes in levies applied by a central bank or arising from changes in relevant taxation or law.
- f) Contractual provisions may permit the extension of the term of the debt instrument, provided that the return to the holder and any other contractual provisions applicable during the extended term satisfy the conditions of paragraphs (a) to (c).

Debt instruments that have no stated interest rate (and do not constitute financing transaction) and are classified as payable or receivable within one year are initially measured at an undiscounted amount of the cash or other consideration expected to be paid or received, net of impairment.

With the exception of some hedging instruments, other debt instruments not meeting these conditions are measured at fair value through profit or loss.

Commitments to make and receive loans which meet the conditions mentioned above are measured at cost (which may be nil) less impairment.

Financial assets are derecognised when and only when (a) the contractual rights to the cash flows from the financial asset expire or are settled, (b) the Group transfers to another party substantially all of the risks and rewards of ownership of the financial asset, or (c) the Group, despite having retained some, but not all, significant risks and rewards of ownership, has transferred control of the asset to another party.

Financial liabilities are derecognised only when the obligation specified in the contract is discharged, cancelled or expires.

##### Derivative financial instruments

The Group uses derivative financial instruments to reduce exposure to foreign exchange risk and interest rate movements. The Group does not hold or issue derivative financial instruments for speculative purposes.

Derivatives are initially recognised at fair value at the date a derivative contract is entered into and are subsequently remeasured to their fair value at each reporting date. The resulting gain or loss is recognised in profit or loss immediately unless the derivative is designated and effective as a hedging instrument, in which event the timing of the recognition in profit or loss depends on the nature of the hedge relationship.

The best evidence of fair value is a quoted price for an identical asset in an active market. When quoted prices are unavailable, the price of a recent transaction for an identical asset provides evidence of fair value as long as there has not been a significant change in economic circumstances or a significant lapse of time since the transaction took place. If the market is not active and recent transactions of an identical asset on their own are not a good estimate of fair value, the fair value is estimated by using a valuation technique.

## **BOPARAN HOLDINGS LIMITED**

### **Notes to the financial statements (continued) For the 52 weeks ended 28 July 2018**

#### **1. Accounting policies (continued)**

##### **Hedge accounting**

The Group designates some of its derivatives as hedging instruments in cash flow hedges.

At the inception of the hedge relationship, the Group documents the economic relationship between the hedging instrument and the hedged item, along with its risk management objectives and clear identification of the risk in the hedged item that is being hedged by the hedging instrument. Furthermore, at the inception of the hedge, the Group determines and documents causes for hedge ineffectiveness.

The effective portion of changes in the fair value of derivatives that are designated and qualify as cash flow hedges is recognised in other comprehensive income. The gain or loss relating to the ineffective portion is recognised immediately in profit or loss. Amounts previously recognised in other comprehensive income and accumulated in equity are reclassified to profit or loss in the periods in which the hedged item affects profit or loss or when the hedging relationship ends.

Hedge accounting is discontinued when the Group revokes the hedging relationship, the hedging instrument expires or is sold, terminated, or exercised, or no longer qualifies for hedge accounting. Any gain or loss accumulated in equity at that time is reclassified to profit or loss when the hedged item is recognised in profit or loss. When a forecast transaction is no longer expected to occur, any gain or loss that was recognised in other comprehensive income is reclassified immediately to profit or loss.

##### **Equity instruments**

Equity instruments issued by the Company are recorded at the fair value of cash or other resources received, net of direct issue costs.

##### **Provisions**

Provisions are recognised when the Group has a present obligation (legal or constructive) as a result of a past event, and it is probable that the Group will be required to settle that obligation. Provisions are measured at their present value and at the directors' best estimate of the expenditure required to settle the obligation at the balance sheet date.

##### **Pension schemes**

###### *Defined contribution pension schemes*

For defined contribution schemes the amount charged to the profit and loss account in respect of pension costs and other post-retirement benefits is the contributions payable in the period. Differences between contributions payable in the period and contributions actually paid are shown as either accruals or prepayments in the balance sheet.

###### *Defined benefit pension schemes*

The Group operates a number of defined benefit pension schemes; the UK and Irish schemes are closed to future benefit accrual.

For defined benefit schemes, the amounts charged to operating profit are the costs arising from settlements and curtailments. They are included as part of staff costs.

The net interest cost on the net defined benefit liability is charged to profit or loss and included within finance costs. Remeasurement comprising actuarial gains and losses and the return on scheme assets (excluding amounts included in net interest on the defined benefit liability) are recognised immediately in other comprehensive income. Costs of administering the closed defined benefit schemes are charged to administration costs.

Defined benefit schemes are funded, with the assets of the scheme held separately from those of the Group, in separate trustee administered funds. Pension scheme assets are measured at fair value and liabilities are measured on an actuarial basis using the projected unit credit method. Full actuarial valuations are obtained at least triennially and are updated at each balance sheet date.

## **BOPARAN HOLDINGS LIMITED**

### **Notes to the financial statements (continued) For the 52 weeks ended 28 July 2018**

#### **1. Accounting policies (continued)**

##### **Pension schemes (continued)**

###### *Post-retirement healthcare*

The Group provides post-retirement healthcare benefits to eligible employees who retired before 31 March 1999. The expected cost of this benefit has been computed using an accounting methodology similar to that for defined benefit pension schemes. Actuarial gains and losses arising from experience adjustments, and changes in actuarial assumptions, are recognised in full in the period in which they occur. They are recognised outside the profit and loss account and presented in the statement of total recognised gains and losses. These obligations are valued annually for the purpose of the financial statements by independent qualified actuaries.

##### **Dividends**

Dividend distributions to the Company's shareholders are recognised in the Group and Company financial statements as follows:

- > Final dividend: when approved by the Company's shareholders at the annual general meeting;
- > Interim dividend: when paid by the Company.

Dividend income from investments is recognised when the shareholders' rights to receive payment have been established (provided that it is probable that the economic benefits will flow to the Group and the amount of revenue can be measured reliably).

##### **Reserves**

The Group and Company's reserves are as follows:

- > Called up share capital reserve represents the nominal value of the shares issued.
- > The share premium account includes the premium on issue of equity shares, net of any issue costs.
- > The cash flow hedge reserve represents the cumulative portion of gains and losses on hedging instruments deemed effective in hedging foreign exchange risk. Amounts accumulated in this reserve are reclassified to profit or loss in the periods in which the hedged item affects profit or loss or when the hedging relationship ends.
- > Profit and loss account represents cumulative profits or losses, net of dividends paid and other adjustments.

##### **Related party transactions**

The Group has taken advantage of the exemption under FRS 102 Section 33.1A 'Related Party Disclosures' and has not disclosed transactions or balances between wholly owned subsidiary undertakings.

## **BOPARAN HOLDINGS LIMITED**

### **Notes to the financial statements (continued) For the 52 weeks ended 28 July 2018**

#### **2. Critical accounting judgements and key sources of estimation uncertainty**

In the application of the Group's accounting policies, which are described in note 1, the directors are required to make judgements (other than those involving estimations) that have a significant impact on the amounts recognised and to make estimates and assumptions about the carrying amounts of assets and liabilities that are not readily apparent from other sources. The estimates and associated assumptions are based on historical experience and other factors that are considered to be relevant. Actual results may differ from these estimates.

The estimates and underlying assumptions are reviewed on an ongoing basis. Revisions to accounting estimates are recognised in the period in which the estimate is revised if the revision affects only that period, or in the period of the revision and future periods if the revision affects both current and future periods.

#### **Critical judgements in applying the Group's accounting policies**

The following are the critical judgements, apart from those involving estimations (which are dealt with separately below), that the directors have made in the process of applying the Group's accounting policies and that have the most significant effect on the amounts recognised in the financial statements:

##### *Inventories*

The Group reviews the market value of and demand for its inventories on a periodic basis to ensure that recorded inventory is stated at the lower of cost and net realisable value. In assessing the ultimate realisable value of inventories, the Group is required to make judgements as to future demand requirements and to compare these with current inventory levels. Factors that could impact estimated demand and selling prices include the timing and success of product ranges.

#### **Key source of estimation uncertainty**

The key assumptions concerning the future, and other key sources of estimation uncertainty at the balance sheet date, that have a significant risk of causing a material adjustment to the carrying amounts of assets and liabilities within the next financial year, are discussed below.

##### *Defined benefit pension schemes*

The Group operates a number of defined benefit pension schemes. The actuarial valuations of these schemes are reliant on a number of assumptions, including the discount rate, the inflation rate and the mortality rate. The assumptions applied as part of these valuations are based on forecasted trends and are closely monitored by the Group.

The most recent actuarial valuations of these schemes and the present value of the defined benefit obligations for the purpose of the financial statements were carried out at 28 July 2018 by independent qualified actuaries. The directors have conducted sensitivity analysis around the key assumptions; if the discount rate were to increase by 0.1%, this could decrease the pension scheme net deficit by approximately £23m. Further details of the principal actuarial assumptions used in calculating the defined benefit pension deficit are given in Note 30.

## BOPARAN HOLDINGS LIMITED

### Notes to the financial statements (continued) For the 52 weeks ended 28 July 2018

#### 2. Critical accounting judgements and key sources of estimation uncertainty (continued)

##### Key source of estimation uncertainty (continued)

###### *Recognition of deferred tax assets*

The Group recognised a deferred tax asset of £47.3m (2017: £98.1m) at the period end. The recognition of deferred tax assets is based upon whether it is probable that sufficient and suitable taxable profits will be available in the future against which the reversal of temporary differences can be deducted. Of the total deferred tax asset, £91.6m (2017: £96.0m) relates to timing differences on pensions and capital allowances, of which £47.3m (2017: £98.1m) has been recognised. For the remainder of the balance where the temporary differences may relate to losses, the availability of forecast taxable profits to offset against the losses is also considered. Recognition therefore involves judgement regarding the future financial performance of the particular legal entity or tax group in which the deferred tax asset has been recognised. The Group has considered the impact of the assumptions used on these calculations and has conducted sensitivity analysis to ensure the recognition of these deferred tax assets is appropriate. Details of deferred tax assets, including amounts unrecognised at period end, can be found in Note 18.

###### *Customer rebates*

The Group provides rebate arrangements or other incentive arrangements, to its customers. In assessing provisions required for these arrangements, the Group carefully monitors the sales levels and ensures that provisions are in line with all agreements in place with each customer.

###### *Impairment of goodwill, intangible and tangible assets*

When determining whether assets are impaired, the recoverable amount of assets are determined based on the higher of net realisable value and value-in-use calculations. The value-in-use calculation requires an estimate of the future cash flows expected to arise from each cash-generating unit, along with a suitable discount rate in order to calculate present value. The Group has considered the impact of the assumptions used on these calculations and has conducted sensitivity analysis to ensure these carrying values are appropriate. In the current period, the Group has recognised impairments in respect of goodwill and tangible assets as detailed in Note 5.

###### *Derivative financial instruments*

The Group uses derivative financial instruments to reduce its exposure to foreign exchange movements. As there is no active market for these derivative financial instruments to determine the fair value, the Group has engaged an independent external specialist to calculate their fair value using recognised market equivalent valuation techniques.

As part of the valuation exercise, assumptions have been made regarding foreign exchange rates, interest rates and credit risk. These assumptions are closely monitored by the Group and benchmarked against valuations from the respective banks providing each derivative.

# BOPARAN HOLDINGS LIMITED

## Notes to the financial statements (continued) For the 52 weeks ended 28 July 2018

### 3. Turnover and segmental information

52 weeks ended 28 July 2018	Note	Turnover £m	Operating profit (pre-exceptional items) £m
Protein		2,338.9	(16.9)
Chilled		609.2	16.4
Branded		391.0	22.6
		<u>3,339.1</u>	<u>22.1</u>
Unallocated amounts:			
Exceptional items	5		30.8
Share of operating profit from associate and joint venture	14		1.5
Net finance charge	4		(60.3)
Loss before taxation	6		(5.9)
Taxation on loss	9		5.2
Loss for the financial period			<u>(0.7)</u>

52 weeks ended 29 July 2017	Note	Turnover £m	Operating profit (pre-exceptional items) £m
Protein		2,268.6	21.9
Chilled		612.1	10.8
Branded		408.2	34.9
		<u>3,288.9</u>	<u>67.6</u>
Unallocated amounts:			
Exceptional items	5		(45.5)
Share of operating profit from associate and joint venture	14		0.7
Net finance charge	4		(61.3)
Loss before taxation	6		(38.5)
Taxation on profit	9		0.8
Loss for the financial period			<u>(37.7)</u>

Intersegmental sales were charged at prevailing market prices. Intersegmental sales were: Protein £87.2m (2017: £99.9m), Chilled: £0.1m (2017: £nil) and Branded £nil (2017: £0.1m).

All turnover relates to the Group's principal activity of food manufacturing.

# **BOPARAN HOLDINGS LIMITED**

## **Notes to the financial statements (continued) For the 52 weeks ended 28 July 2018**

### **3. Turnover and segmental information (continued)**

The following is a reconciliation of EBITDA from operating profit:

		<b>52 weeks ended 28 July 2018 £m</b>	<b>52 weeks ended 29 July 2017 £m</b>
Operating profit	Note	<b>52.9</b>	22.1
Exceptional items	5	<b>(30.8)</b>	45.5
Pension scheme administration costs	30	<b>2.2</b>	1.9
Share of operating profit from associate and joint venture	14	<b>1.5</b>	0.7
Depreciation	13	<b>64.0</b>	60.8
Amortisation of intangible assets	12	<b>28.6</b>	30.2
EBITDA		<b>118.4</b>	161.2

<b>Other information - 52 weeks ended 28 July 2018</b>	<b>Protein £m</b>	<b>Chilled £m</b>	<b>Branded £m</b>	<b>Group £m</b>
Depreciation	<b>38.6</b>	<b>15.0</b>	<b>10.4</b>	<b>64.0</b>
Impairment of tangible fixed assets	<b>0.6</b>	<b>2.7</b>	-	<b>3.3</b>
Impairment of goodwill	-	<b>31.6</b>	-	<b>31.6</b>
Amortisation of intangible assets	<b>7.4</b>	<b>12.3</b>	<b>8.9</b>	<b>28.6</b>

<b>Other information - 52 weeks ended 29 July 2017</b>	<b>Protein £m</b>	<b>Chilled £m</b>	<b>Branded £m</b>	<b>Group £m</b>
Depreciation	35.1	13.7	12.0	60.8
Impairment of tangible fixed assets	8.3	-	-	8.3
Impairment of goodwill	2.4	-	-	2.4
Amortisation of intangible assets	7.4	13.3	9.5	30.2

# BOPARAN HOLDINGS LIMITED

## Notes to the financial statements (continued) For the 52 weeks ended 28 July 2018

### 3. Turnover and segmental information (continued)

			28 July 2018 Total £m			29 July 2017 Total £m
	Assets £m	Liabilities £m		Assets £m	Liabilities £m	
Protein	499.5	(299.1)	200.4	580.5	(292.3)	288.2
Chilled	295.7	(113.1)	182.6	371.7	(112.4)	259.3
Branded	212.0	(83.4)	128.6	306.3	(120.1)	186.2
<b>Operating assets / (liabilities)</b>	<b>1,007.2</b>	<b>(495.6)</b>	<b>511.6</b>	<b>1,258.5</b>	<b>(524.8)</b>	<b>733.7</b>
<b>Unallocated corporate assets:</b>						
Cash at bank and in hand	251.2	-	251.2	66.1	-	66.1
Corporate other receivables	23.8	-	23.8	20.7	-	20.7
Deferred tax assets	47.3	-	47.3	98.1	-	98.1
Corporate intangible assets	2.0	-	2.0	1.8	-	1.8
Derivatives	11.2	-	11.2	6.2	-	6.2
<b>Unallocated corporate liabilities:</b>						
Total borrowings (note 21)	-	(888.4)	(888.4)	-	(897.3)	(897.3)
Pension scheme net deficit	-	(269.0)	(269.0)	-	(328.2)	(328.2)
Current taxation liabilities	-	(1.6)	(1.6)	-	(3.5)	(3.5)
Corporate other payables	-	(46.0)	(46.0)	-	(36.4)	(36.4)
<b>Total assets / (liabilities)</b>	<b>1,342.7</b>	<b>(1,700.6)</b>	<b>(357.9)</b>	<b>1,451.4</b>	<b>(1,790.2)</b>	<b>(338.8)</b>

# BOPARAN HOLDINGS LIMITED

## Notes to the financial statements (continued) For the 52 weeks ended 28 July 2018

### 3. Turnover and segmental information (continued)

	Turnover by destination		Turnover by origin		(Loss) / profit before tax		Net (liabilities) / assets	
	52 weeks ended 28 July 2018	52 weeks ended 29 July 2017	52 weeks ended 28 July 2018	52 weeks ended 29 July 2017	52 weeks ended 28 July 2018	52 weeks ended 29 July 2017	28 July 2018	29 July 2017
	£m	£m	£m	£m	£m	£m	£m	£m
United Kingdom	2770.3	2,720.0	2,631.6	2,613.7	(1.0)	(66.5)	(416.4)	(432.5)
Rest of Europe	556.0	553.3	707.5	675.2	(4.9)*	28.0	58.5	93.7
Rest of the World	12.8	15.6	-	-	-	-	-	-
Total	<u>3,339.1</u>	<u>3,288.9</u>	<u>3,339.1</u>	<u>3,288.9</u>	<u>(5.9)</u>	<u>(38.5)</u>	<u>(357.9)</u>	<u>(338.8)</u>

All unallocated costs and assets noted in the segmental reconciliations have been allocated to United Kingdom in the above table, consistent with where the Group's head office is based.

\*The loss of £4.9m in the Rest of Europe is impacted by the sale of Green Isle Foods Limited. This figure includes the exceptional write off of assets upon the sale of this legal entity.

**BOPARAN HOLDINGS LIMITED****Notes to the financial statements (continued)**  
**For the 52 weeks ended 28 July 2018****4. Net finance charge**

	52 weeks ended 28 July 2018 £m	52 weeks ended 29 July 2017 £m
<b>Interest income and expense</b>		
Interest on loans and overdrafts	(54.3)	(53.7)
Interest on finance leases	(1.2)	(1.1)
	<u>(55.5)</u>	<u>(54.8)</u>
<b>Foreign exchange on financial instruments</b>		
Exchange gain / (loss)	0.1	(0.5)
<b>Fair value gains</b>		
On derivative financial liabilities designated in an effective hedging relationship	3.2	2.3
<b>Other finance costs</b>		
Net charge on defined benefit pension liability	(8.1)	(8.3)
<b>Net finance charge</b>	<u>(60.3)</u>	<u>(61.3)</u>

Foreign exchange on financial instruments arose on the retranslation of the element of the Group's euro bond funding that was unhedged during the period.

## BOPARAN HOLDINGS LIMITED

### Notes to the financial statements (continued) For the 52 weeks ended 28 July 2018

#### 5. Exceptional costs / (income)

	52 weeks ended 28 July 2018 £m	52 weeks ended 29 July 2017 £m
Profit on disposal of operations	(117.4)	-
Non-recurring costs as a result of business disposal	3.6	-
Impairment of fixed assets	3.3	8.3
Impairment of goodwill	31.6	2.4
Write off of balance sheet items	9.1	10.9
Redundancy, disruption and closure costs	34.2	22.5
Other claims and settlements	4.0	-
Other exceptional items	0.8	1.4
<b>Total exceptional items</b>	<b>(30.8)</b>	<b>45.5</b>

#### Current period

During the period, the Group has recognised a profit on disposal of its Frozen Pizza business within Green Isle Foods Limited of £129.5m upon its sale to Nomad Foods, comprising the difference between sales proceeds of £208.8m net of direct costs of £4.8m and net assets and attributable goodwill of £74.5m.

The Group has also recognised a loss on the disposal of 2 Sisters Red Meat Limited of £12.1m upon its sale to Kepak Group Limited. The loss comprises sales proceeds of £38.9m, less goodwill and fixed assets of £47.9m and other direct costs of £3.1m.

In addition, the group has incurred a further £3.6m of costs arising as a result of the disposal of businesses, predominantly relating to IT systems.

The Group also reassessed the expected cashflow performance of its cash generating units, and as a result recognised an impairment of plant and machinery at the Five Star Fish and Gunstones sites of £3.3m, and an impairment of goodwill of £31.6m.

As part of the transformation of the organisation a balance sheet review was undertaken and the Group identified £9.1m of balances which could no longer be supported in relation to prior periods as a result of historical control deficiencies. Included within this are elements that resulted in a change in estimate.

£34.2m has been recognised in relation to redundancy, disruption and closure costs in the Protein division, including £16.3m in relation to the closure of the Cambuslang site.

£4.0m of costs were incurred during the year in relation to claims and settlements.

£0.8m of other exceptional costs were also recognised across the Group during the period.

#### Prior period

Exceptional costs of £45.5m incurred in the prior period comprise:

£10.9m in relation to financial reporting irregularities and control deficiencies, which were identified in the Group's Five Star Fish site (part of the Protein division). These comprised £9.2m related to the understatement of liabilities, which arose from incorrect recording of costs, and £1.7m related to overvaluation of inventories.

As a result of this discovery, the Group reassessed the expected cashflow performance of the business, which led to an impairment to goodwill of £2.4m and to plant and machinery of £8.3m.

## BOPARAN HOLDINGS LIMITED

### Notes to the financial statements (continued) For the 52 weeks ended 28 July 2018

#### 5. Exceptional costs / (income) (continued)

##### Prior period (continued)

£22.5m of costs relate to redundancy costs of £10.1m arising from the Group's management restructure and also the closure of the Chilled business operating from Gunstones bakery (part of the Chilled division), disruption costs of £2.0m and redundancy and closure costs of £10.4m in relation to the Protein division.

£1.4m of other exceptional costs were also recognised across the Group.

The tax effect of the exceptional items on the amounts charged to the profit and loss account for taxation was:

	52 weeks ended 28 July 2018 £m	52 weeks ended 29 July 2017 £m
Tax credit on exceptional items	6.6	8.6
Decrease in tax charge to profit and loss account	6.6	8.6

The credit of £6.6m (2017: £8.6m) relates to a corporation tax credit of £8.3m (2017: £7.0m) and a £1.7m deferred tax charge (2017: credit £1.6m).

# BOPARAN HOLDINGS LIMITED

## Notes to the financial statements (continued) For the 52 weeks ended 28 July 2018

### 6. Loss before taxation

Loss before taxation is arrived at after charging / (crediting):

	Note	52 weeks ended 28 July 2018 £m	52 weeks ended 29 July 2017 £m
Auditors' remuneration for audit services		0.6	0.6
Operating lease rentals:			
- hire of plant and machinery		10.4	10.6
- other		6.2	9.8
Depreciation of tangible fixed assets:			
- owned	13	57.6	55.0
- leased	13	6.4	5.8
Impairment of tangible fixed assets			
- owned	13	3.3	8.3
Impairment of goodwill	12	31.6	2.4
Amortisation of goodwill	12	28.6	30.2
Research and development costs		5.5	5.8
(Profit) / loss on disposal of tangible fixed assets		(0.2)	0.7
Government grants			
- capital		(0.5)	(0.5)
- revenue		(1.3)	(2.3)
Cost of inventory recognised as an expense		1,928.4	1,830.2
Pension scheme administration costs	30	2.2	1.9
Defined contribution pension costs	7	12.5	11.2

## **BOPARAN HOLDINGS LIMITED**

### **Notes to the financial statements (continued) For the 52 weeks ended 28 July 2018**

#### **6. Loss before taxation (continued)**

The analysis of auditor's remuneration is as follows:

	<b>52 weeks ended 28 July 2018 £000</b>	<b>52 weeks ended 29 July 2017 £000</b>
Fees payable to the Company's auditors for the audit of the Company's annual financial statements	<b>31</b>	<b>31</b>
Audit of the Company's subsidiaries pursuant to legislation	<b>538</b>	<b>538</b>
Total audit fees	<b>569</b>	<b>569</b>
Tax compliance services	<b>-</b>	<b>10</b>
Tax advisory services	<b>280</b>	<b>63</b>
Total tax services	<b>280</b>	<b>73</b>
Corporate finance services	<b>287</b>	<b>523</b>
Total non-audit fees	<b>567</b>	<b>596</b>

## BOPARAN HOLDINGS LIMITED

### Notes to the financial statements (continued) For the 52 weeks ended 28 July 2018

#### 7. Staff numbers and costs

##### Group

The average monthly number of employees (including directors), was:

	52 weeks ended 28 July 2018 (Number)	52 weeks ended 29 July 2017 (Number)
Production	18,847	18,689
Distribution	634	880
Administration	2,468	2,703
	<u>21,949</u>	<u>22,272</u>

Staff costs (including directors), consists of:

	£m	£m
Wages and salaries	465.7	476.3
Social security costs	42.9	43.3
Defined contribution pension costs (note 30)	12.5	11.2
	<u>521.1</u>	<u>530.8</u>

In addition to the above, redundancy costs of £8.9m (2017: £10.1m) are included in exceptional items.

##### Company

The Company has fourteen employees (2017: fifteen), all of whom fall within Administration functions.

The directors are remunerated through other Group companies. During the period £0.8m (2017: £0.8m) was recharged to the Company in relation to directors.

## BOPARAN HOLDINGS LIMITED

### Notes to the financial statements (continued) For the 52 weeks ended 28 July 2018

#### 8. Directors' remuneration

	52 weeks ended 28 July 2018 £m	52 weeks ended 29 July 2017 £m
Emoluments of Company's directors:		
Salaries, bonuses and benefits	4.2	2.3
Compensation for loss of office	-	-
Company contributions to money purchase pension scheme	-	-
	<u>4.2</u>	<u>2.3</u>
Emoluments of highest paid director:		
Salaries, bonuses and benefits	1.2	0.7
Compensation for loss of office	-	-
Company contributions to money purchase pension scheme	-	-
	<u>1.2</u>	<u>0.7</u>

Bonuses, which are not guaranteed, are accruing to the directors based on pre-determined performance targets.

One director (2017: no directors) is a member of the money purchase pension scheme.

#### Directors' advances, credits and guarantees

There are no further transactions with directors during the period to disclose.

# BOPARAN HOLDINGS LIMITED

## Notes to the financial statements (continued) For the 52 weeks ended 28 July 2018

### 9. Taxation on loss

	52 weeks ended 28 July 2018 £m	52 weeks ended 29 July 2017 £m
<i>United Kingdom corporation tax</i>		
Current tax on income for the period	-	-
Adjustment in respect of prior periods	0.1	-
Total credit	0.1	-
<i>Overseas taxation</i>		
Current tax on income for the period	(4.1)	(4.8)
Adjustment in respect of prior periods	0.3	(0.6)
Total charge	(3.8)	(5.4)
<i>Deferred taxation</i>		
Net origination of timing differences	(10.9)	7.2
Adjustment in respect of prior periods	(6.1)	0.8
Change in corporation tax rate	0.7	(0.1)
Deferred tax on pension scheme	25.2	(1.7)
Total credit	8.9	6.2
Current taxation	(3.7)	(5.4)
Deferred taxation	8.9	6.2
Tax credit on loss	5.2	0.8
Tax relating to components of other comprehensive income	(61.0)	(5.1)
	<u>(55.8)</u>	<u>(4.3)</u>

Finance Act No.2 2015 was substantively enacted on 26 October 2015 with provisions to reduce the corporation tax to 19% with effect from 1 April 2017. Following that, Finance Bill 2016 was substantively enacted on 6 September 2016, further reducing the corporation tax rate to 17% with effect from 1 April 2020. Accordingly these rates have been applied when calculating deferred tax assets and liabilities as at 28 July 2018.

There is no expiry date on timing differences, unused tax losses or tax credits.

## BOPARAN HOLDINGS LIMITED

### Notes to the financial statements (continued) For the 52 weeks ended 28 July 2018

#### 9. Taxation on loss (continued)

The corporation tax charge is different to the standard UK corporation tax rate of 19.00% (2017: 19.67%). The differences are analysed below:

	52 weeks ended 28 July 2018 £m	52 weeks ended 29 July 2017 £m
<i>Current tax reconciliation</i>		
Loss before taxation	(5.9)	(38.5)
Taxation on loss at the standard UK corporation tax rate of 19.0% (2017: 19.7%)	1.1	7.6
<i>Effects of:</i>		
- Amortisation not deductible for tax purposes	(5.3)	(5.7)
- Depreciation not deductible for tax purposes	(2.1)	-
- Expenses/income not deductible/taxable for tax purposes	(18.3)	(2.1)
- Gains on disposal subject to substantial shareholding exemption	26.1	-
- Differences between UK and overseas tax rates	1.1	1.8
- Tax rate differences	0.2	(1.0)
- Adjustment in respect of prior periods	(5.7)	0.2
- Derecognition of deferred tax assets on pensions and advanced capital allowances	11.7	-
- Derecognition of deferred tax asset on sale of businesses	(3.6)	-
Tax credit for the period	5.2	0.8

#### 10. Loss attributable to the Company

As permitted by Section 408 of the Companies Act 2006, no separate profit and loss account or statement of comprehensive income is presented in respect of the parent Company. The profit / (loss) attributable to the Company is disclosed in the footnote to the Company's balance sheet.

#### 11. Dividends on equity shares

No dividends have been declared or paid for the period ending 28 July 2018.

There were also no dividends declared in respect of the period ending 29 July 2017.

## BOPARAN HOLDINGS LIMITED

### Notes to the financial statements (continued) For the 52 weeks ended 28 July 2018

#### 12. Intangible fixed assets

Group	Goodwill	Software	Total
<i>Cost</i>	£m	£m	£m
At 29 July 2017	595.8	2.7	598.5
Additions	-	0.4	0.4
Disposal of subsidiaries	(67.9)	-	(67.9)
Foreign currency translation	(0.2)	-	(0.2)
<b>At 28 July 2018</b>	<b>527.7</b>	<b>3.1</b>	<b>530.8</b>
<i>Amortisation</i>			
At 29 July 2017	201.2	-	201.2
Charge for the period	28.5	0.1	28.6
Impairment losses (note 5)	31.6	-	31.6
Disposal of subsidiaries	(17.5)	-	(17.5)
Foreign currency translation	(0.1)	-	(0.1)
<b>At 28 July 2018</b>	<b>243.7</b>	<b>0.1</b>	<b>243.8</b>
<i>Net book value</i>			
<b>At 28 July 2018</b>	<b>284.0</b>	<b>3.0</b>	<b>287.0</b>
At 29 July 2017	394.6	2.7	397.3

There were £nil intangible fixed assets held by the Company (2017: £nil).

Amortisation charged during the period is recognised within administrative expenses in profit and loss.

## BOPARAN HOLDINGS LIMITED

### Notes to the financial statements (continued) For the 52 weeks ended 28 July 2018

#### 13. Tangible fixed assets

Group	Freehold properties £m	Long / short leasehold properties £m	Plant, fixtures and motor vehicles £m	Total £m
<i>Cost</i>				
At 29 July 2017	143.0	19.9	539.2	702.1
Additions	2.2	0.2	49.0	51.4
Disposals as a result of sale of subsidiaries	(28.4)	-	(60.8)	(89.2)
Disposals	-	-	(2.3)	(2.3)
Translation difference	(0.6)	-	(1.9)	(2.5)
<b>At 28 July 2018</b>	<b>116.2</b>	<b>20.1</b>	<b>523.2</b>	<b>659.5</b>
<i>Depreciation</i>				
At 29 July 2017	26.8	3.5	212.0	242.3
Charge for the period	6.2	0.7	57.1	64.0
Disposals as a result of sale of subsidiaries	(8.6)	-	(43.7)	(52.3)
Disposals	-	-	(1.5)	(1.5)
Impairment losses (note 5)	-	-	3.3	3.3
Translation difference	(0.1)	-	(1.7)	(1.8)
<b>At 28 July 2018</b>	<b>24.3</b>	<b>4.2</b>	<b>225.5</b>	<b>254.0</b>
<i>Net book value</i>				
<b>At 28 July 2018</b>	<b>91.9</b>	<b>15.9</b>	<b>297.7</b>	<b>405.5</b>
At 29 July 2017	116.2	16.4	327.2	459.8

The net book value of tangible fixed assets includes £33.5m (2017: £39.2m) in respect of assets held under finance leases. Depreciation charged in the period on those assets amounted to £6.4m (2017: £5.8m).

There were £nil fixed assets held by the Company (2017: £nil).

## BOPARAN HOLDINGS LIMITED

### Notes to the financial statements (continued) For the 52 weeks ended 28 July 2018

#### 14. Investments

The parent Company and the Group have investments in the following subsidiary undertakings, associates, joint ventures and other investments.

Companies marked \* are directly owned by Boparan Holdings Limited.

Company name	Principal activity	Country of incorporation
2 Sisters Food Group Limited*	Chicken processing	England
2 Sisters Poultry Limited* <sup>1</sup>	Chicken processing	Scotland
Amber Foods Limited* <sup>2</sup>	Chicken processing	Jersey
BH Acquisitions Limited*	Holding company	England
Boparan Finance plc*	Group financing	England
Five Star Fish Limited*	Food processing	England
Cavaghan & Gray Limited	Food processing	England
Convenience Foods Limited	Food processing	England
F W Farnsworth Limited	Food processing	England
Northern Foods Grocery Group Limited	Food processing	England
Solway Foods Limited	Food processing	England
Hook 2 Sisters Limited* <sup>4</sup>	Chicken growing	England
2 Sisters Europe B.V.* <sup>5</sup>	Holding company	Netherlands
2 Sisters Hamrol Sp. Z.o.o.* <sup>6</sup>	Chicken processing	Poland
2 Sisters Storteboom B.V.* <sup>5</sup>	Chicken processing	Netherlands
Noblesse Proteins Investments B.V.* <sup>8</sup>	Chicken processing	Netherlands
Storteboom Agri B.V.* <sup>5</sup>	Chicken processing	Netherlands
Storteboom Zeewolde B.V.* <sup>10</sup>	Chicken processing	Netherlands
Storteboom Fresh B.V.* <sup>5</sup>	Chicken processing	Netherlands
Storteboom Kornhorn B.V.* <sup>7</sup>	Chicken processing	Netherlands
Storteboom Nijkerk B.V.* <sup>9</sup>	Chicken processing	Netherlands
Storteboom Sprundel B.V.* <sup>10</sup>	Chicken processing	Netherlands
Storteboom Barneveld B.V.* <sup>17</sup>	Chicken processing	Netherlands
Cavaghan & Gray Group Limited	Holding company	England
Green Isle Food Group Limited	Holding company	Republic of Ireland
Northern Foods Limited	Holding company	England
Solway Foods Holdings Limited	Holding company	England
R & K Wise Limited	Pension holder	England
2 Sister Food Services Limited**	Non-trader	England
Beverley House (9000) Limited	Non-trader	England
Beverley House Investments Limited	Non-trader	England
Boparan Foods Limited*	Non-trader	England
Challenger Foods Limited*	Non-trader	England
Dreamphoto Limited*	Non-trader	England
Dreamplayer Limited*	Non-trader	England

## BOPARAN HOLDINGS LIMITED

### Notes to the financial statements (continued) For the 52 weeks ended 28 July 2018

#### 14. Investments (continued)

Company name	Principal activity	Country of incorporation
Dressadmire Limited <sup>+</sup>	Non-trader	England
Ethnic Cuisine Limited <sup>+</sup>	Non-trader	England
Farnsworth Investments Limited	Non-trader	England
Green Isle Foods (Boyle) Limited	Non-trader	Republic of Ireland
Green Isle Foods Portumna Limited	Non-trader	Republic of Ireland
Green Isle Group Services Limited	Non-trader	Republic of Ireland
Green Isle Holdings ApS <sup>11</sup>	Non-trader	Denmark
Hulcay Limited <sup>+12</sup>	Non-trader	Cayman Islands
Island Wharf (100) Limited <sup>+</sup>	Non-trader	England
Island Wharf (300) Limited <sup>+</sup>	Non-trader	England
John Rannoch Limited <sup>+</sup>	Non-trader	England
Joseph Mitchell (Letham) Limited <sup>1+</sup>	Non-trader	England
Lloyd Maunder Limited <sup>+</sup>	Non-trader	England
Melwood Investments Limited <sup>+</sup>	Non-trader	England
Norcay Limited <sup>+12</sup>	Non-trader	Cayman Islands
Northern Foods American Holdings Limited <sup>+</sup>	Non-trader	England
Northern Foods Finance Limited <sup>+</sup>	Non-trader	England
Poldy's Fresh Foods Limited	Non-trader	Republic of Ireland
Scot-Lad Limited <sup>1+</sup>	Non-trader	Scotland
2 Sister Food Processors Limited	Dormant	England
2 Sisters Food Group Inc. <sup>15</sup>	Dormant	United States of America
2 Sisters Premier Division Limited <sup>+</sup>	Dormant	England
2 Sisters Site Certification Limited	Dormant	England
2 Sisters (Wolverhampton) Limited <sup>+</sup>	Dormant	England
Amber Proteins Limited	Dormant	Jersey
Billcrest Products Limited <sup>3</sup>	Dormant	Republic of Ireland
Buxted Chicken Limited	Dormant	England
Buxted Fresh Quality Foods Limited	Dormant	England
Century Way (Number One) Limited	Dormant	England
Century Way (Wiltshire) Pension Scheme Trustees Limited	Dormant	England
Century Way Dale Limited	Dormant	England
Devon Crest Foods Limited	Dormant	England
Entrancelord Limited	Dormant	England
Fleur De Lys Pies Limited	Dormant	England
Fox's Biscuits Limited	Dormant	England
George Payne & Co Limited	Dormant	England
Hortonwood Bakeries Limited	Dormant	England
Island Wharf (600) Limited	Dormant	England
Green Isle Brands Limited <sup>16</sup>	Food Processing	Republic of Ireland
Green Isle Pastry Limited <sup>16</sup>	Food Processing	Republic of Ireland

## BOPARAN HOLDINGS LIMITED

### Notes to the financial statements (continued) For the 52 weeks ended 28 July 2018

#### 14. Investments (continued)

Company name	Principal activity	Country of incorporation
Mitchell (Game) Limited <sup>1</sup>	Dormant	Scotland
Montgomery Bell Limited <sup>13</sup>	Dormant	Northern Ireland
Penwood Agriculture Limited*	Dormant	England
Penwood Foods Limited*	Dormant	England
Premier Farming Limited	Dormant	England
Premier Fresh Foods Limited	Dormant	England
Prime Game Limited <sup>1</sup>	Dormant	Scotland
Silverbeach Limited <sup>14</sup>	Dormant	Jersey
Swiss Milk Products Limited	Dormant	England
The Salad Company Limited	Dormant	England
Todayultra Limited	Dormant	England
Walter Holland & Sons Limited	Dormant	England

Other than those investments listed below, the Company and the Group own 100% of the ordinary share capital and voting rights of all the companies above.

The Company's subsidiary 2 Sisters Europe B.V. owns 96% of the ordinary share capital of 2 Sisters Hamrol Sp. Z.o.o.

The Company and the Group own 99.9% of the ordinary share capital of 2 Sisters Premier Division Limited.

The registered address of all undertakings is Trinity Park House, Trinity Business Park, Fox Way, Wakefield, West Yorkshire, WF2 8EE unless otherwise stated.

Registered office:

<sup>1</sup> George Street, Coupar Angus, Blairgowrie, Perthshire, PH13 9LU

<sup>2</sup> No2, The Forum, Grenville Street, St Helier, Jersey, JE1 4HH

<sup>3</sup> IDA Industrial Estate, Monread Road, Naas, Co. Kildare

<sup>4</sup> Cote, Bampton, Oxfordshire, OX18 2EG

<sup>5</sup> Post Box 42, Voortuizerstraat 148, NL-3881, Putten, The Netherlands

<sup>6</sup> Kotowo 1A, 62-066 Granowo, Poland

<sup>7</sup> Post Box 7, Provincialeweg 70, NL-9864 PG, Kornhorn, The Netherlands

<sup>8</sup> Ambachtsweg 7, NL-9418, TW Wijster, The Netherlands

<sup>9</sup> Post Box 1020, Galvanistraat 2, NL-3861, Nijkerk, The Netherlands

<sup>10</sup> Akkerweg 3, NL-3899, BL Zeewolde, The Netherlands

<sup>11</sup> Harbour House, Sundkrogsgade 21, 2100 Copenhagen, Denmark

<sup>12</sup> PO Box 309, Ugland House, South Church Street, Grand Cayman, Cayman Islands

<sup>13</sup> 19 Bedford Street, Belfast, Northern Ireland, BT2 7EJ

<sup>14</sup> 12 Castle Street, St Helier, Jersey, JE2 3RT

<sup>15</sup> 21801 Cactus Ave, Falcon Business Park, Meridian, Riverside, CA 92518

<sup>16</sup> 29 Earlsfort Terrace, Dublin, D02 AY28, Ireland

<sup>17</sup> Hanzeweg 22, 3771 NG Barneveld

## BOPARAN HOLDINGS LIMITED

### Notes to the financial statements (continued) For the 52 weeks ended 28 July 2018

#### 14. Investments (continued)

^The Company's subsidiary 2 Sisters Food Group Limited owns 50% of the ordinary share capital of Hook 2 Sisters Limited.

For the period ending 28 July 2018 the subsidiaries of the Company marked + were entitled to exemption from audit under s479A of the Companies Act 2006 relating to subsidiary companies.

#### Investment in associate

The Company's subsidiary 2 Sisters Europe BV holds a 26% interest in Noblesse Proteins Investments B.V., a company incorporated in The Netherlands.

The amount shown in the consolidated balance sheet represents the amount invested and the Group's share of Noblesse Proteins Investments B.V. post tax profits.

#### Investment in joint venture

The Company's subsidiary 2 Sisters Food Group Limited owns 50% of the ordinary share capital of Hook 2 Sisters Limited.

The amount shown in the consolidated balance sheet represents the amount invested and the Group's share of Hook 2 Sisters Limited's post tax profits.

Group	Associated undertaking £m	Joint venture £m	Total £m
At 29 July 2017	4.9	1.3	6.2
Share of retained profit for the period	0.9	0.6	1.5
Dividend received	(0.4)	-	(0.4)
Translation difference	(0.1)	-	(0.1)
<b>At 28 July 2018</b>	<b>5.3</b>	<b>1.9</b>	<b>7.2</b>

The Group's share of retained profit for the period is in relation to continuing operations.

Company	£m
Cost at 29 July 2017	145.6
Disposal of subsidiaries	(0.7)
<b>At 28 July 2018</b>	<b>144.9</b>

Provisions for impairment are made where it is deemed the carrying value of the investment will not be recovered. The directors consider the value of investments to be supported by their underlying assets and future cash flows.

## BOPARAN HOLDINGS LIMITED

### Notes to the financial statements (continued) For the 52 weeks ended 28 July 2018

#### 15. Sale of Subsidiaries

On 28 July 2018, the Group sold its 100% interest in the ordinary share capital of 2 Sisters Red Meat Limited. The loss after tax up to the date of disposal was £3.0m (2017: loss of £1.5m).

The Group also sold its 100% interest in the ordinary share capital in Green Isle Foods Limited on 21 April 2018. The profit up to the date of disposal was £9.3m (2017: £17.5m).

	Green Isle Foods Limited £m	2 Sisters Red Meat Limited £m
Fixed assets	28.8	8.1
Current assets	6.9	65.6
Creditors	(9.3)	(27.4)
<b>Net assets</b>	<b>26.4</b>	<b>46.3</b>
Goodwill	45.7	4.7
Profit / (loss) on disposal of subsidiary	129.5	(12.1)
<b>Sale Proceeds</b>	<b>201.6</b>	<b>38.9</b>
Satisfied by:		
Cash and cash equivalents	201.6	38.9

There were no disposals of subsidiaries in the prior period.

# BOPARAN HOLDINGS LIMITED

## Notes to the financial statements (continued) For the 52 weeks ended 28 July 2018

### 16. Inventory

	Group	
	28 July 2018 £m	29 July 2017 £m
Raw materials and consumables	35.2	51.0
Work in progress	10.3	11.9
Finished goods and goods for resale	63.0	108.2
	<u>108.5</u>	<u>171.1</u>

In the opinion of the directors the carrying value of inventory is not materially different to the replacement cost.

There was £nil inventory held by the Company at the period end (2017: £nil).

### 17. Debtors

	Group		Company	
	28 July 2018 £m	29 July 2017 £m	29 July 2018 £m	29 July 2017 £m
<i>Amounts falling due within one year:</i>				
Trade debtors	147.1	189.7	-	-
Amounts owed by group undertakings	-	-	1,381.2	1,419.7
Amounts owed by related parties	4.2	2.3	-	-
Amounts owed by joint ventures	3.4	-	-	-
Other debtors	47.3	36.6	-	-
Corporation tax receivable	-	-	3.8	2.2
Prepayments and accrued income	22.8	14.7	-	-
Derivatives	0.1	0.1	-	-
	<u>224.9</u>	<u>243.4</u>	<u>1,385.0</u>	<u>1,421.9</u>
<i>Amounts falling due after more than one year:</i>				
Amounts owed by joint ventures and associated undertakings	-	3.3	-	-
Derivatives	11.1	6.1	11.1	6.1
	<u>11.1</u>	<u>9.4</u>	<u>11.1</u>	<u>6.1</u>
Total debtors	<u>236.0</u>	<u>252.8</u>	<u>1,396.1</u>	<u>1,428.0</u>

## BOPARAN HOLDINGS LIMITED

### Notes to the financial statements (continued) For the 52 weeks ended 28 July 2018

#### 18. Deferred tax asset

	52 weeks ended 28 July 2018 £m	52 weeks ended 29 July 2017 £m
Deferred tax asset at the start of the period	98.1	96.8
Current period credit to profit and loss account	15.1	5.4
Current and prior period charge to other comprehensive income	(61.0)	(5.1)
Other movements	1.4	-
Foreign currency translation	-	0.2
Adjustments in respect of prior periods	(6.3)	0.8
Deferred tax asset at the end of the period	<u>47.3</u>	<u>98.1</u>

Deferred tax assets / liabilities are recognised at the rate applicable at the time the underlying asset / liability is expected to reverse, and are analysed as follows:

	28 July 2018 £m	29 July 2017 £m
Accelerated capital allowances	25.5	39.6
Short term timing differences	3.0	2.1
Deferred tax arising in relation to retirement benefit obligations	18.8	56.4
	<u>47.3</u>	<u>98.1</u>

During the period commencing 29 July 2018, the net reversal of deferred tax assets is expected to decrease the corporation tax charge for the period by £6.3m. This is primarily due to agreed contributions to be made to the defined benefit pension scheme.

No deferred tax asset has been recognised on balances totalling £475.9m at 28 July 2018 (2017: £160.3m) as it is uncertain whether these will be utilised against future taxable profits, gains or interest capacity. Of this, £160.3m (2017: £160.3m) relates to capital losses, £163.5m (2017: £nil) relates to the pension liability, £97.6m (2017: £nil) relates to accelerated capital allowances and £54.5m (2017: £nil) relates to corporate interest expense carried forward as at 28 July 2018. The Group's unrecognised deferred tax asset on these balances at 17% would be £80.9m (2017: £27.3m).

## BOPARAN HOLDINGS LIMITED

### Notes to the financial statements (continued) For the 52 weeks ended 28 July 2018

#### 19. Creditors: Amounts falling due within one year

	Group		Company	
	28 July 2018 £m	29 July 2017 £m	28 July 2018 £m	29 July 2017 £m
Obligations under finance leases (note 21)	8.3	9.6	-	-
Bond interest accrual (note 21)	18.7	19.0	-	-
Bond notes (note 21)	250.0	-	-	-
Short term borrowings (note 21)	1.1	-	-	-
Trade creditors	309.9	351.4	-	-
Amount owed to group undertakings	-	-	841.6	565.6
Amount owed to related parties	2.9	5.4	-	-
Amount owed to joint venture	39.7	55.1	-	-
Corporation tax	1.6	3.5	-	-
Other taxation and social security	7.4	9.0	-	-
Other creditors	13.7	8.8	-	-
Accruals and deferred income	123.2	112.0	0.2	0.2
Government grants	0.7	1.0	0.2	0.8
	<b>777.2</b>	<b>574.8</b>	<b>842.0</b>	<b>566.6</b>

The amount owed to group undertakings comprises £250m of intercompany loans due 2019 at an interest rate of 5.25%.

The terms of the bond notes are disclosed within note 21.

#### 20. Creditors: Amounts falling due after more than one year

	Group		Company	
	28 July 2018 £m	29 July 2017 £m	28 July 2018 £m	29 July 2017 £m
Obligations under finance leases (note 21)	18.7	26.6	-	-
Bond notes (note 21)	592.2	842.1	-	-
Amount owed to group undertakings	-	-	596.8	848.6
Accruals and deferred income	0.9	1.5	-	-
Government grants	1.3	5.4	0.2	0.4
	<b>613.1</b>	<b>875.6</b>	<b>597.0</b>	<b>849.0</b>

The amount owed to group undertakings comprises £330m of intercompany loans due 2021 at an interest rate of 5.50% and €300m of intercompany loans due 2021 at an interest rate of 4.375%.

The terms of the bond notes are disclosed within note 21.

# BOPARAN HOLDINGS LIMITED

## Notes to the financial statements (continued) For the 52 weeks ended 28 July 2018

### 21. Borrowings

	Group	
	28 July 2018 £m	29 July 2017 £m
Bond notes	824.9	825.1
Foreign exchange on hedged portion of debt (note 28)	21.9	23.5
Bond interest accrual	18.7	19.0
Unamortised prepaid bond fees	(4.6)	(6.5)
	<hr/>	<hr/>
Bond notes at amortised cost	860.9	861.1
Short term borrowings	1.1	-
Obligations under finance leases	27.0	36.2
	<hr/>	<hr/>
Total borrowings	889.0	897.3
	<hr/>	<hr/>
Due within one year	278.1	28.6
Due after more than one year	610.9	868.7
	<hr/>	<hr/>
Total borrowings	889.0	897.3
	<hr/>	<hr/>
<i>Bond notes and short term borrowings:</i>		
Within one year or less or on demand (note 19)	269.8	19.0
More than one year but not more than two years (note 20)	-	250.0
More than two years but not more than five years (note 20)	592.2	592.1
More than five years	-	-
	<hr/>	<hr/>
	862.0	861.1
	<hr/>	<hr/>
<i>Obligations under finance leases:</i>		
Within one year or less or on demand (note 19)	8.3	9.6
More than one year but not more than two years (note 20)	8.2	8.2
More than two years but not more than five years (note 20)	10.5	17.8
More than five years (note 20)	-	0.6
	<hr/>	<hr/>
	27.0	36.2
	<hr/>	<hr/>
Total borrowings (note 23)	889.0	897.3
	<hr/>	<hr/>

The bond comprises £250m of Senior Loan Notes due July 2019 at an interest rate of 5.25%; £330m of Senior Loan Notes due 2021 at an interest rate of 5.50% and €300m of Senior Loan Notes due 2021 at an interest rate of 4.375%. At the period end, the Group had a £60m Revolving Credit Facility maturing in January 2019. Since the balance sheet date, the Group has extended its Revolving Credit Facility to £80m maturing March 2021.

## BOPARAN HOLDINGS LIMITED

### Notes to the financial statements (continued) For the 52 weeks ended 28 July 2018

#### 21. Borrowings (continued)

There were no drawings under the RCF at 28 July 2018. Interest on RCF drawings is calculated with reference to LIBOR and EURLIBOR plus applicable margin. In addition, a commitment fee is charged for the undrawn amount. The principal subsidiaries are guarantors to the facilities.

Finance leases are secured over the assets to which they relate.

#### 22. Provisions for liabilities

	Onerous lease £m	Restructuring £m	Dilapidations £m	Other £m	Total £m
At 29 July 2017	4.9	3.5	1.3	1.9	11.6
Current period charge / (credit) to profit and loss account:					
- exceptional (note 5)	-	28.3	-	7.6	35.9
- non-exceptional	(2.0)	-	-	(0.5)	(2.5)
Utilised in the period:					
- exceptional	(0.2)	(2.2)	(0.5)	(0.3)	(3.2)
- non-exceptional	-	-	(0.1)	(0.4)	(0.5)
Foreign exchange movement	-	-	-	-	-
<b>At 28 July 2018</b>	<b>2.7</b>	<b>29.6</b>	<b>0.7</b>	<b>8.3</b>	<b>41.3</b>

Provisions of £41.3m (2017: £11.6m) comprise:

- £2.7m (2017: £4.9m) in respect of onerous leases costs at Haughley Park, Letham, Eye, Skelmersdale and Biocity. These provisions are materially expected to be utilised over a period greater than 12 months.
- £29.6m (2017: £3.5m) relates to the restructuring of the Group's operations during the period, predominantly the closure of the Grimsby 5 Star Fish site and the Cambuslang site. These provisions are expected to be utilised in the next 12 months.
- £0.7m (2017: £1.3m) in relation to dilapidations. These provisions are materially expected to be utilised over a period greater than 12 months.
- £8.3m (2017: £1.9m) of other provisions which largely relates to potential employer liability and industrial illness claims. These provisions are materially expected to be settled within 12 months.

At the period end the Company had £nil provisions (2017: £nil).

# BOPARAN HOLDINGS LIMITED

## Notes to the financial statements (continued) For the 52 weeks ended 28 July 2018

### 23. Financial instruments

The carrying values of the Group's financial instruments are summarised by category below:

	Note	28 July 2018 £m	29 July 2017 £m
<b>Financial assets</b>			
<i>Equity instruments measured at cost less impairment:</i>			
Fixed asset unlisted investments	14	7.2	6.2
<i>Measured at fair value and designated in an effective hedging relationship:</i>			
Derivative financial assets	24	11.1	6.1
<i>Measured at fair value through profit and loss:</i>			
Derivative financial assets	24	0.1	0.1
<i>Debt instruments measured at amortised cost:</i>			
Trade debtors	17	147.1	189.7
Cash and cash equivalents		251.2	66.1
		<u>416.7</u>	<u>268.2</u>
<b>Financial liabilities</b>			
<i>Measured at amortised cost:</i>			
Trade creditors	19	309.9	351.4
Bond notes	21	860.9	861.1
Short term borrowings	21	1.1	-
Obligations under finance leases	21	27.0	36.2
		<u>1,198.9</u>	<u>1,248.7</u>

## BOPARAN HOLDINGS LIMITED

### Notes to the financial statements (continued) For the 52 weeks ended 28 July 2018

#### 23. Financial instruments (continued)

The Group's income, expenses, gains and losses recognised in profit and loss in respect of financial instruments are summarised below:

		52 weeks ended 28 July 2018 £m	52 weeks ended 29 July 2017 £m
<b>Interest expenses</b>	Note		
Total interest expense for financial liabilities at amortised cost	4	55.5	54.8
		<u>55.5</u>	<u>54.8</u>
<b>Fair value gains</b>			
On derivative financial liabilities designated in an effective hedging relationship	4	(3.2)	(2.3)
On derivative financial liabilities measured at fair value through profit and loss	24	(0.1)	(0.1)
		<u>(3.3)</u>	<u>(2.4)</u>
<b>Other (income) / expenses in respect of financial instruments</b>			
Profit recognised in the period relating to unlisted equity investments	14	(1.5)	(0.7)
Total foreign exchange (gain) / loss on financial liabilities measured at amortised cost (bond notes)	28	(0.2)	2.4
		<u>(1.7)</u>	<u>1.7</u>

## BOPARAN HOLDINGS LIMITED

### Notes to the financial statements (continued) For the 52 weeks ended 28 July 2018

#### 24. Derivative financial instruments

The Group has the following derivatives which are included at fair value in the balance sheet:

	Due within one year		Due after one year	
	28 July 2018 £m	29 July 2017 £m	28 July 2018 £m	29 July 2017 £m
<b>Derivatives that are designated and effective as hedging instruments carried at fair value</b>				
<b>Assets</b>				
Cross currency swaps (note 17)	-	-	11.1	6.1
<b>Derivatives accounted for at fair value through profit and loss</b>				
<b>Assets</b>				
Forward foreign currency contracts (note 17)	0.1	0.1	-	-

The Company has the following derivatives which are included at fair value in the balance sheet:

	Due within one year		Due after one year	
	28 July 2018 £m	29 July 2017 £m	28 July 2018 £m	29 July 2017 £m
<b>Derivatives that are designated and effective as hedging instruments carried at fair value</b>				
<b>Assets</b>				
Cross currency swaps (note 17)	-	-	11.1	6.1

The Group's cross currency swaps are valued at the present value of future cash flows estimated and discounted based on quoted forward exchange rates and applicable yield curves derived from quoted interest rates matching maturities of the contracts.

The fair value of the forward currency contracts is calculated by reference to current forward exchange contracts with similar maturity profiles.

Forward foreign currency contracts are valued using quoted forward exchange rates and yield curves derived from quoted interest rates matching maturities of the contracts.

## BOPARAN HOLDINGS LIMITED

### Notes to the financial statements (continued) For the 52 weeks ended 28 July 2018

#### 24. Derivative financial instruments (continued)

##### Cash flow hedges

##### *Cross currency swaps*

The following table details the notional principal amounts and remaining terms of the Group's cross currency swap contracts outstanding as at the reporting date:

	Fixed interest rate		Notional value GBP		Fair Value	
			€255m at £1:€1.245			
Receive fixed euro, pay fixed GBP contracts	Euro receive	GBP pay	2018 £m	2017 £m	2018 £m	2017 £m
2 to 5 years	4.38%	7.77%	204.8	204.8	(11.1)	(6.1)
			<u>204.8</u>	<u>204.8</u>	<u>(11.1)</u>	<u>(6.1)</u>

The Group's borrowings include €300m of Senior Loan Notes due 2021 (note 21). The Group has entered into cross currency swaps (the Hedging Instrument) to hedge against the exchange rate risk arising from the future interest and principal repayments on €255m of the €300m Senior Loan Notes (the Hedged Item).

These cross currency swaps are designated as cash flow hedges. Under the terms of the cross currency swaps the Group's repayment of the principal and interest payments are fixed in GBP at a GBP:Euro exchange rate of 1:1.245. The Group will settle the difference between the euro denominated interest payable on the Senior Loan Note and the GBP denominated fixed interest due on the SWAP on a bi-annual basis, and on the principal repayment in July 2021. The hedged cash flows are expected to occur over the period to maturity of the cross currency swap.

The net gain recognised in other comprehensive income relating to cash flow hedges amounted to £6.4m (2017: gain of £3.6m). This comprised of gains of £4.9m (2017: gains of £17.1m) on the Hedging Instrument disclosed above, and foreign exchange gains on the Hedged Item of £1.5m (2017: loss of £13.5m).

Hedge ineffectiveness resulting in a loss of £3.2m (2017: loss of £2.3m) was reclassified and recognised in profit and loss for the period.

Cross currency swaps are valued at the present value of future cash flows estimated and discounted based on the applicable yield curves derived from quoted interest rates.

# BOPARAN HOLDINGS LIMITED

## Notes to the financial statements (continued) For the 52 weeks ended 28 July 2018

### 24. Derivative financial instruments (continued)

#### Accounted for at fair value through profit or loss

The following table details the forward foreign currency contracts outstanding at each period end.

	Average contractual exchange rate		Notional value		Fair value	
	2018	2017	2018 £m	2017 £m	2018 £m	2017 £m
<b>Buying EUR:</b>						
In less than 3 months	1.1109	1.1558	0.6	1.9	0.1	0.1
In 3 months to 1 year	-	-	-	-	-	-
			<u>0.6</u>	<u>1.9</u>	<u>0.1</u>	<u>0.1</u>
<b>Buying USD:</b>						
	Average contractual exchange rate		Notional value		Fair value	
	2018	2017	2018 £m	2017 £m	2018 £m	2017 £m
In less than 3 months	-	1.3012	-	0.3	-	-
In 3 months to 1 year	-	1.3029	-	0.2	-	-
			<u>-</u>	<u>0.5</u>	<u>-</u>	<u>-</u>

The group has entered into contracts to purchase goods from suppliers in Europe and USA. The Group entered into forward foreign currency contracts to hedge the exchange rate risk arising from these anticipated future transactions. These forward exchange contracts were accounted for at fair value through profit and loss. £0.1m fair value gains (2017: £0.1m) were recognised through operating profit in the period.

## BOPARAN HOLDINGS LIMITED

### Notes to the financial statements (continued) For the 52 weeks ended 28 July 2018

#### 25. Share capital and share premium account

	28 July 2018 £m	29 July 2017 £m
Allotted, called up and fully paid	-	-

The nominal value of the share capital issued at the end of the period was £7,730 (2017: £7,730).

The classes of ordinary share capital in issue at the start and the end of the period are shown below:

	No of shares	Nominal value	Price paid	Issued share capital	Share premium
				£m	£m
Ordinary (1) shares of £0.01 each	500,800	£0.01	£0.01	-	-
Ordinary (2) shares of £0.01 each	2	£0.01	£487.16	-	-
Ordinary (3) shares of £0.01 each	12,316	£0.01	£487.17	-	6.0
Ordinary (4) shares of £0.01 each	225,799	£0.01	£487.15	-	110.0
Ordinary (5) shares of £0.01 each	20,527	£0.01	£487.16	-	10.0
Ordinary (6) shares of £0.01 each	13,548	£0.01	£487.16	-	6.6
	<b>772,992</b>			<b>-</b>	<b>132.6</b>

All tranches of ordinary shares issued have voting rights and the right to full participation in any dividends and returns of capital.

# BOPARAN HOLDINGS LIMITED

## Notes to the financial statements (continued) For the 52 weeks ended 28 July 2018

### 26. Reconciliation of operating profit to net cash inflow from operating activities

		28 July 2018 £m	29 July 2017 £m
	Note		
Operating profit		52.9	22.1
<i>Adjustments for:</i>			
Depreciation	13	64.0	60.8
Amortisation of goodwill	12	28.6	30.2
Defined benefit pension scheme administration costs	30	2.2	1.9
Curtailment gains on the defined benefit pension scheme	30	(4.8)	-
Exceptional items charged to operating profit	5	(30.8)	45.5
Grants and other non-cash movements		(2.9)	(2.7)
Operating cash flow before movement in working capital		109.2	157.8
Decrease / (increase) in inventory		24.3	(15.5)
(Increase) in debtors		(12.4)	(16.0)
(Decrease) in creditors and provisions		(21.4)	-
Cash impact of exceptional items		(3.2)	(23.6)
Payments made in respect of defined benefit pension schemes	30	(27.1)	(20.6)
<b>Cash generated from operations</b>		<b>69.4</b>	<b>82.1</b>

# BOPARAN HOLDINGS LIMITED

## Notes to the financial statements (continued) For the 52 weeks ended 28 July 2018

### 27. Reconciliation of net cash flow to movement in net debt

	28 July 2018 £m	29 July 2017 £m
Increase / (Decrease) in cash	185.3	(70.5)
Cash outflow / (inflow) from debt and lease financing	8.1	(17.5)
Change in net debt resulting from cash flows	193.4	(88.0)
Effect of foreign exchange rates	-	(0.8)
Movement in net debt	193.4	(88.8)
Net debt brought forward	(795.2)	(706.4)
Net debt carried forward	(601.8)	(795.2)

### 28. Analysis of net debt

	29 July 2017 £m	Cash flow £m	Reclassified £m	Other Movements £m	Foreign exchange £m	28 July 2018 £m
Cash balances	66.1	185.3	-	-	(0.2)	251.2
Debt due within one year	(19.0)	41.9	(250.0)	(42.5)	(0.2)	(269.8)
Debt due after more than one year	(842.1)	-	250.0	(1.9)	1.8	(592.2)
Finance leases	(36.2)	9.2	-	-	-	(27.0)
Total borrowings (note 21)	(897.3)	51.1	-	(44.4)	1.6	(889.0)
Prepayment of bond fees	(6.5)	-	-	1.9	-	(4.6)
Foreign exchange on bond notes	23.5	-	-	-	(1.6)	21.9
Interest accrual	19.0	(43.0)	-	42.5	0.2	18.7
Adjusted borrowings	(861.3)	8.1	-	-	0.2	(853.0)
Net debt	(795.2)	193.4	-	-	-	(601.8)

# BOPARAN HOLDINGS LIMITED

## Notes to the financial statements (continued) For the 52 weeks ended 28 July 2018

### 28. Analysis of net debt (continued)

Net debt comprises bonds and finance leases net of cash. These are stated at period end exchange rates, or hedged rates where there is an effective external hedge in place. The other movement of £1.9m on debt due after more than one year is amortisation of the prepayment of bond fees. In the balance sheet, the bond balance is shown net of the prepaid bond fees. Management monitor and view the net debt figure excluding prepaid fees and so it is added back into net debt in the table above.

During the period the Group entered into finance lease agreements with a capital value at the inception of the lease of £1.2m (2017: £25.7m).

The Group has placed €15.0m in Escrow payable to the trustees of The Green Isle Food Group Retirement and Death Benefit Plan prior to July 2020.

	30 July 2016 £m	Cash flow £m	Other Movements £m	Foreign exchange £m	29 July 2017 £m
Cash balances	134.6	(70.5)	-	2.0	66.1
Debt due within one year	(19.0)	42.5	(42.3)	(0.2)	(19.0)
Debt due after more than one year	(824.7)	-	(1.6)	(15.8)	(842.1)
Finance leases	(18.3)	(17.5)	-	(0.4)	(36.2)
Total borrowings (note 21)	(862.0)	25.0	(43.9)	(16.4)	(897.3)
Prepayment of bond fees	(8.1)	-	1.6	-	(6.5)
Foreign exchange on bond notes	10.1	-	-	13.4	23.5
Interest accrual	19.0	(42.5)	42.3	0.2	19.0
Adjusted borrowings	(841.0)	(17.5)	-	(2.8)	(861.3)
Net debt	(706.4)	(88.0)	-	(0.8)	(795.2)

The other movement of £1.6m on debt due after more than one year is amortisation of the prepayment of bond fees.

## BOPARAN HOLDINGS LIMITED

### Notes to the financial statements (continued) For the 52 weeks ended 28 July 2018

#### 29. Financial commitments

##### *Capital commitments*

###### *Group*

There were capital commitments of £0.3m at 28 July 2018 (2017: £0.6m) provided for at the period end and capital commitments contracted for but not provided for of £12.3m (2017: £7.6m). These commitments related to the purchase of plant & fixtures.

###### *Company*

There were no capital commitments provided for at the period end (2017: £nil) and also no capital commitments contracted for but not provided (2017: £nil).

##### *Operating lease commitments*

###### *Group*

Total future minimum lease payments under non-cancellable operating leases are as follows:

	28 July 2018 £m	29 July 2017 £m
Land and buildings leases expiring:		
Within one year	6.7	7.9
Between one and five years	21.7	20.7
After five years	30.3	34.7
	<u>58.7</u>	<u>63.3</u>
Other leases expiring:		
Within one year	9.4	10.5
Between one and five years	14.4	16.7
After five years	-	0.2
	<u>23.8</u>	<u>27.4</u>

###### *Company*

Total future minimum lease payments under non-cancellable operating leases at the period end were £nil (2017: £nil).

## BOPARAN HOLDINGS LIMITED

### Notes to the financial statements (continued) For the 52 weeks ended 28 July 2018

#### 30. Pension arrangements

##### DEFINED CONTRIBUTION SCHEMES

The Group contributes to defined contribution schemes for all qualifying employees. The total cost charged to income of £12.5m (2017: £11.2m) represents contributions payable to these schemes by the Company at rates specified in the rules of the plans. At 28 July 2018 contributions of £0.8m (2017: £0.5m) due in respect of the current reporting period had not been paid over to the schemes.

##### DEFINED BENEFIT SCHEMES

The Group operates a number of defined benefit schemes for qualifying employees, principally the Northern Foods Pension Scheme, the R & K Wise Scheme, the Lloyd Maunder Limited Retirement Benefit and Life Assurance Scheme (collectively the Schemes) and Northern Foods Pension Builder (the Pension Builder) in the United Kingdom, the Green Isle Food Group Retirement and Death Benefit Plan (the Plan) in the Republic of Ireland and 2 Sisters Holland B.V pension arrangements in the Netherlands. Under the Schemes, the Pension Builder and the Plan, employees are entitled to retirement benefits based on pay and service. The Schemes, the Pension Builder and the Plan are funded schemes whilst the Group's Post-retirement medical benefit scheme is unfunded. The Schemes and the Plan are final salary schemes. The Pension Builder is a defined benefit scheme based on the career average principle. The assets of all the Schemes, the Pension Builder and the Plan are held in trustee administered funds separate from the finances of the Group. All UK and Irish schemes are closed to new entrants.

The Northern Foods Pension Scheme and Northern Foods Pension Builder Scheme were both closed to future accrual with effect from 1 November 2011. A similar proposal became effective for the Green Isle pension scheme from 31 October 2013.

The most recent actuarial valuations of the defined benefit schemes for the purpose of the financial statements and the present value of defined benefit obligations were carried out at 28 July 2018 by independent qualified actuaries. The present value of the defined benefit obligation was measured using the projected unit credit method.

It has been deemed appropriate by management to aggregate all pension schemes together in the disclosure notes below. Funding plans agreed to reduce the deficit (principally relating to the Northern Foods Pension Scheme) are discussed later in this note. Principal assumptions are disclosed for the Northern Foods Pension Scheme only on the basis that there are no significant differences between the assumptions used for the other schemes.

The principal assumptions used for the actuarial valuations of the Schemes were:

	28 July 2018	29 July 2017
Rate of increase in salaries	n/a	n/a
Inflation assumption	3.20%	3.23%
Discount Rate	2.55%	2.57%
Rate of increase in pension payments	2.99%	3.02%
Mortality	CMI_2017	CMI_2016

The Group has adopted the SAPS tables with scaling factors appropriate for each section of the membership with the core CMI 2017 projections with a long-term rate of improvement of 1.25% (2017: 1.25%) per annum.

# BOPARAN HOLDINGS LIMITED

## Notes to the financial statements (continued) For the 52 weeks ended 28 July 2018

### 30. Pension arrangements (continued)

The life expectancy in years for a member aged 65 is as follows:

		28 July 2018 (years)	29 July 2017 (years)
Current pensioner	- male	20.9	20.8
	- female	22.5	22.3
Future pensioner	- male	21.6	22.0
	- female	24.0	24.0

### POST-RETIREMENT MEDICAL BENEFIT SCHEME

Until 31 March 1999, Northern Foods Limited operated a post-retirement medical benefit scheme. The method of accounting, assumptions and the frequency of valuations are similar to those used for the defined benefit pension schemes detailed above. The main actuarial assumptions are the underlying medical cost inflation of 5.20% per annum (2017: 5.23%) and the discount rate of 2.55% per annum (2017: 2.57%).

Amounts recognised in the income statement in respect of the Group's defined benefit schemes and post-employment medical benefit scheme are as follows:

	Defined benefit pension schemes		Post-retirement medical benefit scheme		Total retirement benefit schemes	
	28 July 2018 £m	29 July 2017 £m	28 July 2018 £m	29 July 2017 £m	28 July 2018 £m	29 July 2017 £m
Net interest cost	8.1	8.2	-	0.1	8.1	8.3
Curtailment gain	(3.4)	-	(1.4)	-	(4.8)	-
Scheme Administration expenses	1.1	0.9	-	-	1.1	0.9
Charge to profit and loss account	<u>5.8</u>	<u>9.1</u>	<u>(1.4)</u>	<u>0.1</u>	<u>4.4</u>	<u>9.2</u>
Change in limitation of pension asset	-	(0.1)	-	-	-	(0.1)
Actuarial (gains) / losses	<u>(37.5)</u>	<u>(2.2)</u>	<u>-</u>	<u>0.1</u>	<u>(37.5)</u>	<u>(2.1)</u>
Recognised in other comprehensive income	<u>(37.5)</u>	<u>(2.3)</u>	<u>-</u>	<u>0.1</u>	<u>(37.5)</u>	<u>(2.2)</u>
Total (gain) / loss relating to defined benefit schemes	<u>(31.7)</u>	<u>6.8</u>	<u>(1.4)</u>	<u>0.2</u>	<u>(33.1)</u>	<u>7.0</u>

## BOPARAN HOLDINGS LIMITED

### Notes to the financial statements (continued) For the 52 weeks ended 28 July 2018

#### 30. Pension arrangements (continued)

Amounts recognised in the consolidated balance sheet in respect of the Group's defined benefit schemes and post-retirement medical benefit scheme are as follows:

	Defined benefit pension schemes		Post-retirement medical benefit scheme		Total retirement benefit schemes	
	28 July 2018	29 July 2017	28 July 2018	29 July 2017	28 July 2018	29 July 2017
	£m	£m	£m	£m	£m	£m
Present value of obligations	(1,394.3)	(1,432.6)	(0.6)	(2.2)	(1,394.9)	(1,434.8)
Fair value of scheme assets	1,125.9	1,106.6	-	-	1,125.9	1,106.6
Net liability recognised in the balance sheet	<u>(268.4)</u>	<u>(326.0)</u>	<u>(0.6)</u>	<u>(2.2)</u>	<u>(269.0)</u>	<u>(328.2)</u>

The net pension scheme deficit in the balance sheet is stated before deduction of the associated deferred tax asset of £18.8m (2017: £56.4m), with the deferred tax asset shown separately within current assets (note 18).

Movement in the present value of defined benefit obligations were as follows:

	Defined benefit pension schemes		Post-retirement medical benefit scheme		Total retirement benefit schemes	
	28 July 2018	29 July 2017	28 July 2018	29 July 2017	28 July 2018	29 July 2017
	£m	£m	£m	£m	£m	£m
Scheme liabilities at the start of the period	1,432.6	1,424.5	2.2	2.2	1,434.8	1,426.7
Interest cost	35.8	35.3	-	0.1	35.8	35.4
Actuarial (gains) / losses	(5.8)	15.4	-	0.1	(5.8)	15.5
Benefits paid	(67.7)	(45.4)	(0.2)	(0.2)	(67.9)	(45.6)
Curtailment gain	(0.4)	-	(1.4)	-	(1.8)	-
Exchange	(0.2)	2.8	-	-	(0.2)	2.8
Scheme liabilities at the period end	<u>1,394.3</u>	<u>1,432.6</u>	<u>0.6</u>	<u>2.2</u>	<u>1,394.9</u>	<u>1,434.8</u>

## BOPARAN HOLDINGS LIMITED

### Notes to the financial statements (continued) For the 52 weeks ended 28 July 2018

#### 30. Pension arrangements (continued)

Movements in the fair value of scheme assets were as follows:

	Defined benefit pension schemes	
	28 July 2018	29 July 2017
	£m	£m
Scheme assets at start of the period	1,106.6	1087.2
Interest income	27.7	27.1
Contributions by the employer	25.8	19.4
Benefits paid	(67.7)	(45.4)
Administration expenses	(1.1)	(0.9)
Actuarial gain on scheme assets	34.7	17.6
Exchange	(0.1)	1.6
Fair value of scheme assets at the period end	<u>1,125.9</u>	<u>1,106.6</u>

Contributions by the employer of £25.8m (2017: £19.4m) include £24.3m (2017: £17.9m) funding contributions and £1.5m (2017: £1.5m) in respect of administrative expenses.

The Group have agreed to make payments in respect of the shortfall in the Northern Foods Pension Scheme, until March 2034. The current funding rate under the agreement is £20m per year for the 5 year period ending March 2022. This increased in April 2017 from the previous rate of £15m per annum.

The analysis of the scheme assets at the balance sheet date was as follows:

	28 July 2018	29 July 2017
	£m	£m
Equities	158.2	205.3
Bonds	572.3	539.3
Cash	233.8	53.1
Hedge Funds	145.5	145.2
Other	16.1	163.7
Total fair value of assets	<u>1,125.9</u>	<u>1,106.6</u>

The other asset category includes derivatives and property assets.

## BOPARAN HOLDINGS LIMITED

### Notes to the financial statements (continued) For the 52 weeks ended 28 July 2018

#### 30. Pension arrangements (continued)

The analysis of the total costs charged through administrative expenses during the period was as follows:

	28 July 2018 £m	29 July 2017 £m
Scheme administrative expenses	1.1	0.9
PPF levies	0.9	0.9
Other	0.2	0.1
<b>Total defined benefit pensions costs charged through administrative expenses (note 3 &amp; 26)</b>	<b>2.2</b>	<b>1.9</b>

The analysis of the total cash payments during the period was as follows:

	28 July 2018 £m	29 July 2017 £m
Contributions	25.9	19.4
PPF levies	0.9	0.9
Other	0.3	0.3
<b>Total cash payments in respect of defined benefit pension schemes during the period (note 26)</b>	<b>27.1</b>	<b>20.6</b>

## **BOPARAN HOLDINGS LIMITED**

### **Notes to the financial statements (continued) For the 52 weeks ended 28 July 2018**

#### **31. Contingent liabilities**

Boparan Holdings Limited and other Group subsidiary companies are guarantors in respect of the Senior Loan Notes due 2019 and 2021, whereby they absolutely and unconditionally guarantee the principal and interest on the Senior Loan Notes. The same companies are cross guarantors in respect of the Boparan Holdings Group's £60m Revolving Credit Facility which is a facility of Boparan Holdings Limited. Since the balance sheet date, the Group has extended its Revolving Credit Facility to £80m maturing March 2021.

This facility was undrawn at the balance sheet date. The total bond value as at 28 July 2018 per the Group financial statements was £860.9m net of fees (2017: £861.1m) (note 21). The individually guaranteed amount is not readily available.

Green Isle Brands Limited is the guarantor in respect of obligations with Allied Irish Bank. As at 28 July 2018, Green Isle Brands Limited guaranteed €15,000. In the prior year, this guarantee was held by Northern Foods Limited, with £nil guaranteed for the year ended 29 July 2017.

There are a number of contingent liabilities relating to litigation or potential claims from customers and counterparties that arise in the normal course of business, which if realised are not expected to result in a material liability to the Group. The Group regularly reviews all of these claims to determine any possible financial loss; as at 28 July 2018 no provision was considered necessary. A provision will be recognised if it is more likely than not a settlement will be required and the value of the payment can be reliably estimated.

For the purposes of the exemptions referred to in section 357 of the Irish Companies Act 2014, and not otherwise, Boparan Holdings Limited as the holding undertaking of the undertakings listed below, hereby irrevocably guarantees in respect of the financial period ended on the 28 July 2018, all of the liabilities of the undertakings listed below; provided that this guarantee shall not extend to any liability or commitment of the undertakings listed below which shall not have arisen otherwise than in respect of that financial period or which shall not constitute a liability or loss.

The liabilities in respect of the undertakings listed below, which have arisen in respect of the financial period ended on 28 July 2018, are already included within the Group's consolidated balance sheet.

Billcrest Products Limited

Green Isle Foods (Boyle) Limited

Green Isle Food Group Limited

Green Isle Foods Portumna Limited

Green Isle Group Services Limited

Poldy's Fresh Foods Limited

Green Isle Foods (Longford)

Green Isle Brands Limited

Green Isle Pastry Limited

## BOPARAN HOLDINGS LIMITED

### Notes to the financial statements (continued) For the 52 weeks ended 28 July 2018

#### 31. Contingent liabilities (continued)

For the period ending 28 July 2018 the subsidiaries of the Company listed below were entitled to exemption from audit under s479A of the Companies Act 2006 relating to subsidiary companies.

Company name	Company registration number
2 Sister Food Services Limited	03475845
Challenger Foods Limited	04274510
Dreamphoto Limited	03055258
Dreamplayer Limited	03055269
Dressadmire Limited	03055284
Ethnic Cuisine Limited	02764810
Island Wharf (100) Limited	04541503
Island Wharf (300) Limited	04541512
John Rannoch Limited	00277563
Joseph Mitchell (Letham) Limited	SC034227
Lloyd Maunder Limited	00234992
Melwood Investments Limited	00755925
Northern Foods American Holdings Limited	00045394
Northern Foods Finance Limited	03945309
Scot-Lad Limited	SC170045
Beverley House (9000) Limited	00772317
Beverley House Investments Limited	02475726
Boparan Foods Limited	03188828
Cavaghan and Gray Group Limited	01357837
Farnsworth Investments Limited	02475724

The liabilities in respect of the undertakings listed above, which have arisen in respect of the financial period ended on 28 July 2018, are already included within the Group's consolidated balance sheet.

## BOPARAN HOLDINGS LIMITED

### Notes to the financial statements (continued) For the 52 weeks ended 28 July 2018

#### 32. Related party transactions

The Group has taken advantage of the exemption under FRS 102 Section 33.1A 'Related Party Disclosures' and has not disclosed transactions or balances between wholly owned subsidiary undertakings.

Related party transactions for the 52 weeks ended 28 July 2018, and the 52 weeks ended 29 July 2017 are shown below:

	52 weeks ended 28 July 2018	52 weeks ended 29 July 2017
<b>Amber REI Holdings Limited and subsidiaries</b>	£m	£m
<i>Relationship: Related by virtue of common ownership</i>		
<i>Charges received from Amber REI Holdings:</i>		
Rental charges	6.2	6.3
Property service charges	0.8	1.1
Equipment rental charges	0.8	0.5
Equipment service charges	0.2	0.2
Outstanding creditor at the period end	0.4	0.6
 <i>Amounts charged to Amber REI Holdings:</i>		
Service charges	0.1	0.1
 <b>Hook 2 Sisters Limited</b>		
<i>Relationship: The Group hold a 50% investment in the company</i>		
Loans made to the related party (Repayable 9th Feb 2019)	3.3	3.3
 Purchases made by the Group	626.8	673.7
Outstanding creditor at the period end	39.7	55.1
 Group recharges to the related party	0.1	1.1
Outstanding debtor at the period end	0.1	-

## BOPARAN HOLDINGS LIMITED

### Notes to the financial statements (continued) For the 52 weeks ended 28 July 2018

#### 32. Related Party Transactions (Continued)

	52 weeks ended 28 July 2018	52 weeks ended 29 July 2017
<b>2 Agriculture Limited</b>	£m	£m
<i>Relationship: Related by virtue of common ownership</i>		
Purchases made by the Group	-	10.7
Outstanding creditor at the period end	-	1.2
 Sales made to the related party	0.3	0.3
Outstanding debtor at the period end	-	-
 <b>Storteboom Hamrol Sp Z.o.o.</b>		
<i>Relationship: Related by virtue of a 96% indirect ownership</i>		
Purchases made by the Group	-	0.1
Outstanding creditor at the period end	-	-
 Sales made to the related party	0.3	0.1
Outstanding debtor at the period end	0.2	0.1
 <b>1 Stop Halal and subsidiaries</b>		
<i>Relationship: Related by virtue of common ownership</i>		
Purchases made by the Group	2.7	25.4
Outstanding creditor at the period end	0.1	0.2
 Group service charges to the related party	2.5	2.5
Outstanding debtor at the period end	0.2	0.2
 <b>Noblesse Proteins Investments B.V</b>		
<i>Relationship: The Group hold a 26% investment in the company</i>		
Sales made to the related party	2.0	1.6
Outstanding debtor at the period end	1.3	0.1

## BOPARAN HOLDINGS LIMITED

### Notes to the financial statements (continued) For the 52 weeks ended 28 July 2018

#### 32. Related Party Transactions (Continued)

	52 weeks ended 28 July 2018	52 weeks ended 29 July 2017
<b>Food Utopia</b>	£m	£m
<i>Relationship: Related by virtue of common ownership</i>		
Sales made to the related party	3.3	2.5
Outstanding debtor at the period end	1.1	1.2
 <b>Boparan Charitable Trust</b>		
<i>Relationship: Related by virtue of common ownership</i>		
Donations made by the Group	0.1	0.4
Outstanding creditor at the period end	0.1	0.1
 <b>Grove Turkeys Limited</b>		
<i>Relationship: Related by virtue of common ownership</i>		
Purchases made by the Group	1.4	1.7
Outstanding creditor at the period end	0.8	0.5
 Sales made to the related party	1.4	1.1
Outstanding debtor at the period end	0.7	0.3
 <b>Buffaload Limited</b>		
<i>Relationship: Related by virtue of common ownership</i>		
Purchases made by the Group	0.1	0.7
Outstanding creditor at the period end	-	0.3

## BOPARAN HOLDINGS LIMITED

### Notes to the financial statements (continued) For the 52 weeks ended 28 July 2018

#### 32. Related Party Transactions (Continued)

	52 weeks ended 28 July 2018	52 weeks ended 29 July 2017
<b>Lakeside Food Group Limited</b>	£m	£m
<i>Relationship: Related by virtue of common ownership</i>		
Purchases made by the Group	1.8	1.5
Outstanding creditor at the period end	0.1	-
Sales made to the related party	0.2	0.4
Outstanding debtor at the period end	-	-
<b>Bernard Matthews Food Limited</b>		
<i>Relationship: Related by virtue of common ownership</i>		
Purchases made by the Group	17.5	19.6
Outstanding creditor at the period end	1.4	2.6
Sales made to the related party	2.3	1.8
Outstanding debtor at the period end	0.5	0.3
<b>Crawshaw Butchers Limited</b>		
<i>Relationship: Related by virtue of common ownership</i>		
Sales made to the related party	0.3	1.0
Outstanding debtor at the period end	0.2	0.3

Key management personnel include all directors and a number of senior managers across the Group who together have authority and responsibility for planning, directing and controlling the activities of the Group. The total compensation paid to key management personnel for services provided to the Group was £8.7m (29 July 2017: £6.6m).

#### 33. Ultimate controlling party

Boparan Midco Limited is the immediate parent of the Group and R S Boparan and B K Boparan are the ultimate controlling parties.

Boparan Holdco Limited is the smallest and largest group into which the Group is consolidated. Their registered address is Colmore Court, 9 Colmore Row, Birmingham, B3 2BJ.